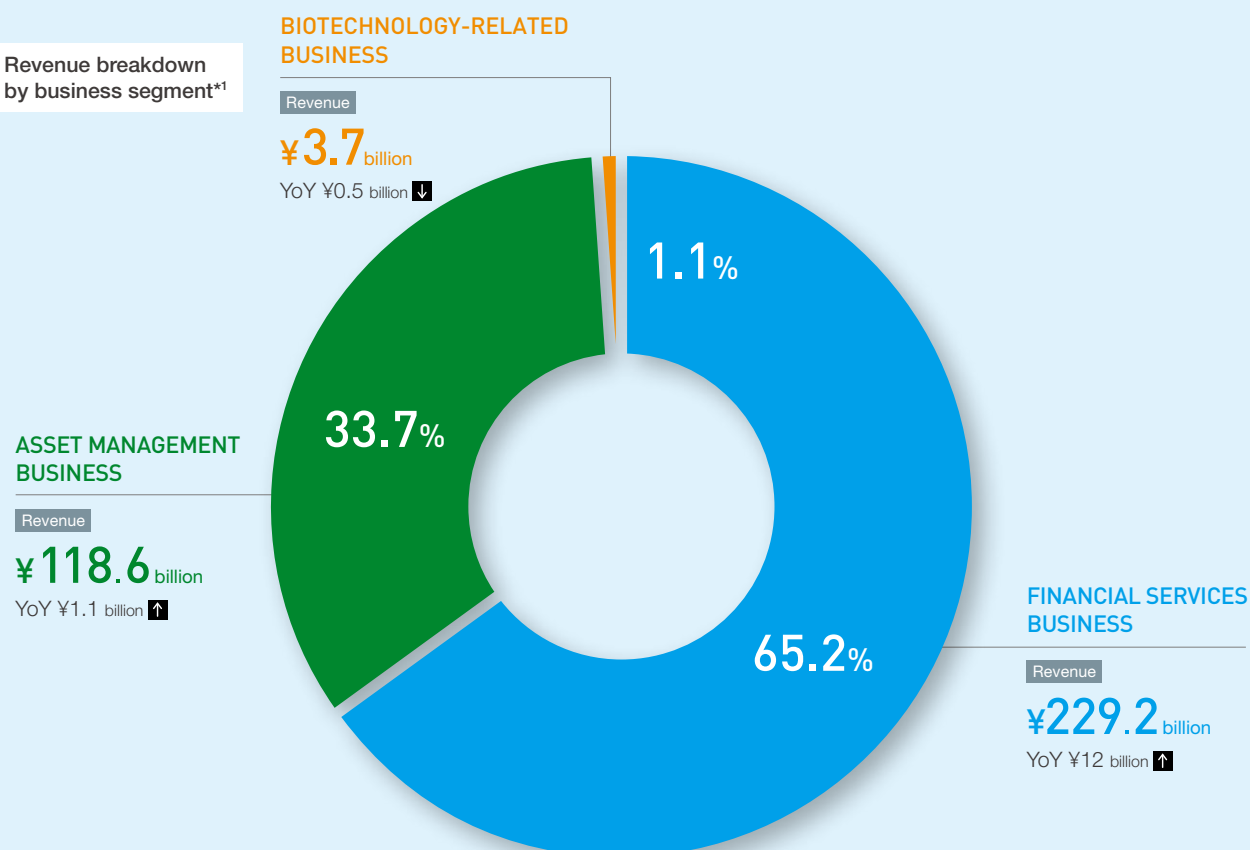


At a Glance

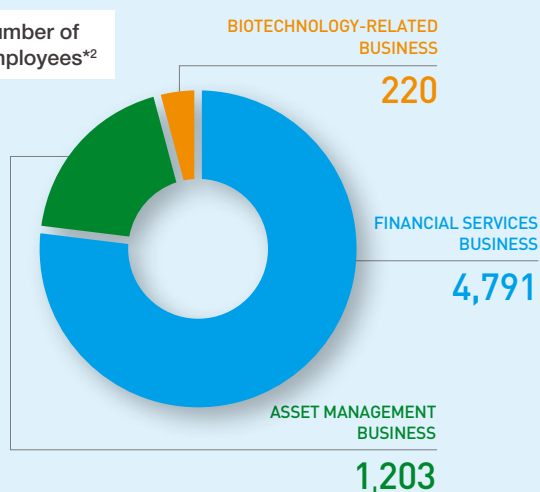
Overview of the SBI Group's Business Operations (FY2018)

SBI GROUP AT A GLANCE

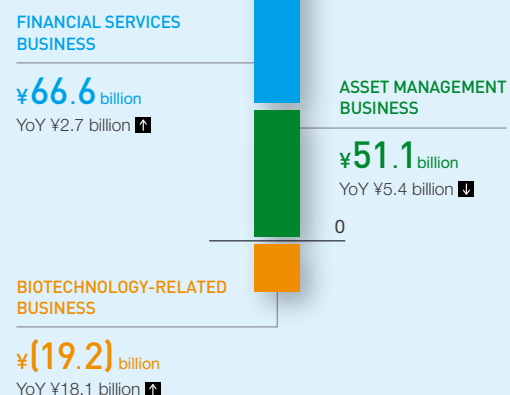
Revenue breakdown
by business segment*1



Number of
employees*2



Profit before income
tax expense



*1 The ratio of revenue breakdown by business segment is presented as the composite ratio of the total revenue of Financial Services Business, Asset Management Business and Biotechnology-related Business.

*2 Excluding 225 people, such as shared group employees.

FINANCIAL SERVICES BUSINESS

Provision of innovative, highly convenient financial products and services via the Internet

[Main Businesses]

- Securities-related business
- Banking-related business
- Insurance-related business



P. 32

ASSET MANAGEMENT BUSINESS

Investment in startup companies in Japan and abroad in fields including IT and biotechnology, and provision of asset management-related services

[Main Businesses]

- Venture capital business
- Overseas financial services business
- Asset management services business



P. 34

BIOTECHNOLOGY-RELATED BUSINESS

Research and development, manufacture and sales of pharmaceuticals, health foods and cosmetics in collaboration with various business partners

[Main Businesses]

- Research and development of medical treatments and pharmaceutical products that utilize leading-edge biotechnologies
- Research and development, manufacture and sales of pharmaceuticals, health foods and cosmetics containing 5-ALA



P. 36