


Reed Business Information Limited

Report and Financial Statements

For the year ended 31 December 2019

REVISED



Report and financial statements 2019

Contents	Page
Officers and professional advisers	1
Strategic report	2
Directors' report	5
Statement of directors' responsibilities	7
Independent auditor's report	8
Statement of comprehensive income	10
Statement of financial position	11
Statement of changes in equity	12
Notes to the financial statements	13

Company Registration No. 151537

OFFICERS AND PROFESSIONAL ADVISERS

Directors

M V Kelsey
J A O'Sullivan

Secretary

RE Secretaries Limited

Registered Office

Quadrant House
The Quadrant
Sutton
Surrey
SM2 5AS
United Kingdom

Auditor

Ernst & Young LLP
Chartered Accountants and Statutory Auditor
1 More London Place
London
SE1 2AF

STRATEGIC REPORT

The Directors present their strategic report for the year ended 31 December 2019.

Principal activities

The principal activity of Reed Business Information Limited (the "Company") during the year continues to be the online and offline provision of business to business information. The Company is a wholly-owned subsidiary of RELX Plc and operates within the Risk and Business Analytics division.

There have not been any significant changes in the Company's principal activities in the year under review. The Directors are not aware, at the date of this report, of any likely major changes in the Company's activities.

Business review

As shown in the Company's statement of comprehensive income on page 10 the company's turnover increased 6.2% versus the prior year. Profit on ordinary activities before tax decreased from £57.1 million in 2018 to £48.0 million in 2019. The closing net assets were £694.2 million (2018: £725.8 million).

The strategy of the businesses of RELX Plc is determined on a divisional rather than a company basis. For this reason, the Company's Directors believe that further key performance indicators for the company are not necessary or appropriate for an understanding of the development, performance or position of the business. The performance of the Risk and Business Analytics division, which includes the company, is discussed in the RELX Plc Annual Reports and Financial Statements 2019 (available on www.relx.com) which does not form part of this report.

Principal risks and uncertainties

The Company has identified and evaluated its major risks, the controls in place to manage those risks and the level of residual risk accepted. Risk management and control procedures are embedded into the operations of the business and include the monitoring of progress in areas for improvement that come to management and board attention. The major risks identified include: general economic and market conditions; demand for our products and services; data security and availability of appropriately skilled talent. The principal risks facing the business are described below.

Risk	Description and impact	Mitigation
Economy and market conditions	Demand for our products and services may be adversely impacted by factors beyond our control, such as the economic environment in the United States, Europe and other major economies, political uncertainties (including the political consequences of the United Kingdom's withdrawal from the European Union ("Brexit") and acts of war and civil unrest)	Our businesses are focused on professional markets which have generally been more resilient in periods of economic downturn. We deliver information solutions, many on a subscription and recurring revenue basis, which are important to our customers' effectiveness and efficiency. We have extended our position in long-term global growth markets through organic new launches supported by the selective acquisition of small content and data sets. We continue to dispose of businesses that no longer fit our strategy. We continuously monitor economic and political developments to assess their impact on our strategy which is designed to mitigate these risks.

STRATEGIC REPORT (continued)**Principal risks and uncertainties (continued)**

Risk	Description and impact	Mitigation
Customer acceptance of our products	Our businesses are dependent on the continued acceptance by our customers of our products and services and the value placed on them. Failure to meet evolving customer needs could impact demand for our products and services and consequently adversely affect our revenue or the long-term returns from our investment in electronic product and platform initiatives.	We are focused on the needs and economics of our customers. We leverage customer analytics and invest in new and enhanced technologies to provide content and innovative solutions that help them achieve better outcomes and enhance productivity.
Cyber security	Our businesses maintain online databases and platforms delivering our products and services, which we rely on, and provide data to third parties, including customers and service providers. These databases and information are a target for compromise and face a risk of unauthorised access and use by unauthorised parties.	We have established security programmes with the aim of ensuring that data is protected, our businesses infrastructures continue to operate and that we comply with relevant legislative, regulatory and contractual requirements. We invest in appropriate technological and physical controls which are applied across the enterprise in a risk-based security programme which operates at the infrastructure, application and user levels.
Talent	The implementation and execution of our strategies and business plans depend on our ability to recruit, motivate and retain skilled employees and management. We compete globally and across business sectors for talented management and skilled individuals, particularly those with technology and data analytics capabilities. An inability to recruit, motivate or retain such people could adversely affect our business performance.	We have well established management development and talent review programmes. We monitor capability needs and remuneration schemes are tailored to attract and motivate the best talent available at an appropriate level of cost. We actively seek feedback from employees, which feeds into plans to enhance employee engagement and motivation.

Directors' duties and Section 172 Statement

Section 172 of the Companies Act 2006 requires a director of a company to act in the way that he or she considers, in good faith, would most likely promote the success of the Company for the benefit of its members as a whole. In doing this, section 172 requires directors to have regard to, amongst other matters, the:

- likely consequences of any decisions in the long-term;
- interests of the company's employees;
- need to foster the company's business relationships with suppliers, customers and others;
- impact of the company's operations on the community and environment;
- desirability of the company maintaining a reputation for high standards of business conduct; and
- need to act fairly as between members of the company

STRATEGIC REPORT (continued)

Directors' duties and Section 172 Statement (continued)

In discharging our duties we have regard to the factors set out above. In addition, we have regard for other factors which we consider relevant to a decision being made. Those factors, for example, include the interests and views of our parent company, Reed Business Information (Holdings) Limited, our ultimate parent company, RELX PLC, and the wider RELX group of companies (the "Group"). We aim to ensure that our decisions support the Group's approved purpose, vision and values, together with its strategic priorities.

As part of Board meetings held, Directors receive information on section 172 matters when making relevant decisions. For example, in each year we make an assessment of the strength of the Company's balance sheet and future prospects, and having considered these, make a decision about the payment of a dividend. In 2019, we recommended an interim ordinary dividend of £75 million for the financial year ended 31 December 2018. In making our decision, we considered a range of factors. These included the long-term viability of the company; its expected cash flow and financing requirements; and the expectations of our sole shareholder and its return on investment in the company. Having considered the factors, the Board approved a dividend payment and in doing so promoted the success of the company.

In 2019, having monitored the development of the sector and noting the strategy of the Group which is focused on the continued migration of business towards electronic delivery, and away from print method of delivery, the Board considered the sale of certain assets [relating to print publications in the Aviation area of our business]. Following discussions about the proposed transaction, the Board concluded that it supported both the Company's and the wider Group's strategy, and was the approach which was most likely to deliver the best results in the long-term both for the Company and its stakeholders.

Many policies or processes which cover areas listed above are set and approved by the RELX PLC Board or central functions. For example, the Company's approach to Inclusion and Diversity, Corporate Responsibility, Employee Engagement, the internal and external audit of the Company and its financial reporting, are all set at that level and apply across the Group.

The Group operates a number of policies such as the RELX Code of Ethics and Business Conduct which sets out the standards for our corporate and individual conduct and, among key issues, covers fair competition, anti-bribery, conflicts of interest and other information. The group also operates a Whistleblowing helpline which is a group wide approach which is aimed at reporting improprieties within the workplace and reinforces the importance of this channel as a means to flag unethical behaviour. The Group also operates a zero-tolerance approach to modern slavery and human trafficking. The group is committed to acting ethically and with integrity in all of our business relationships. We work closely with our business partners, suppliers and supply chains to ensure there is no place for modern slavery and human trafficking in any area of our business. As part of this process we regularly review our processes and controls to prevent modern slavery and human trafficking. In addition, the Group also operates a Supplier Code of Conduct which is available in 16 languages, which we ask suppliers to sign and display prominently in the workplace. It commits them to following applicable laws and best practice in areas such as human rights, labour and the environment.

Financing

The Company is financed by other companies in the RELX Plc group (the "Group") and has no third party debt.

Strategic

The major strategic risks facing the Company are considered by the Board. Litigation and other legal and regulatory matters are managed by the legal team.

Specific risks affecting RELX Plc are discussed in the RELX Plc 2019 Annual Report and Financial Statements (available on www.relx.com) which does not form part of this report.

The Strategic Report has been approved by the Board.

DocuSigned by:

Jamie O'Sullivan

BEB215E065F8409...

J A O'Sullivan

Director

DIRECTORS' REPORT

The directors present their report on the affairs of the company together with the audited financial statements and supporting notes and the auditor's report for the year ended 31 December 2019.

These revised financial statements replace the original accounts for the financial period 1st January - 31st December 2019 and are now the statutory accounts for the Company for the financial period 1st January - 31st December 2019. These revised accounts have been prepared as at the date of the original accounts and not as at the date of revision and accordingly do not deal with events between those dates.

The directors decided to revise the original accounts because it came to light that transfer pricing entries had been incorrectly recorded in the original financial statements. Other income was understated by £5,695,081 and Administrative expenses and Revenue overstated by £4,442,141 and £1,565,256 respectively, this also had an impact on Intercompany receivable and payable balances and a related tax expense. This has been corrected in the revised set of accounts and a full summary of adjustments shown below:

	Original	Adjustments	Post Adjustment
Revenue	279,042	(1,566)	277,476
Administrative Expenses	(133,055)	4,442	(128,613)
Operating profit	15,506	2,876	18,382
Other income	20,356	5,696	26,052
Profit before tax	39,438	8,572	48,010
Tax expense	(6,988)	(1,629)	(8,617)
Total comprehensive income for the year	32,450	6,943	39,393
Trade and other receivables	841,586	616	842,202
Trade and other payables	(239,636)	6,327	(233,309)
Net assets	687,217	6,943	694,160
Total Equity	687,217	6,943	694,160

The profit on ordinary activities before taxation for the year was £48,010k (2018: £57,133k). The profit on ordinary activities after tax for the financial year was £39,393k (2018: £51,668k). The retained profit of £39,393k (2018: £51,668k) has been taken to reserves. A dividend payment of £75,000k (2018: nil) was made in the year from reserves.

Going concern

The directors have a reasonable expectation that the company has adequate resources to continue in operational existence for the foreseeable future. Thus they continue to adopt the going concern basis in preparing the annual financial statements.

Further details regarding the adoption of the going concern basis can be found in note 1 to the financial statements.

Directors

The directors who served during the year and those holding office are shown on page 1. Directors' indemnity insurance has been taken out by the company on the directors' behalf.

Employees

Details of the number of employees and related costs can be found in note 8 to the financial statements.

Disabled persons

It is the policy of the company to consider the skills and aptitudes of disabled persons fully and fairly at all times in recruitment, career development, training and promotion. In pursuing this policy, and having special concern for employees who become disabled, all practical measures are taken to ensure that disabled persons are placed in jobs suited to their individual circumstances.

Employee participation

The company is fully committed to the concept of employee involvement and participation. Where appropriate, major announcements are communicated to employees through internal briefings. Information on performance, development, organisational changes and other matters of interest is communicated through briefings and electronic bulletins. The RELX Plc Save As You Earn Share Option Scheme enables employees to participate in the future prosperity of the company. The company is an equal opportunity employer. It does not discriminate on the grounds of race, sex, religion, physical handicap or marital status in its recruitment or employment policies. All judgements about people for the purpose of recruitment, development and promotion are made solely on the basis of their ability and potential in relation to the needs of the job.

DIRECTORS' REPORT (continued)**Future developments and events after the balance sheet date**

The company intends to continue to provide online and offline business to business information. The extent to which the coronavirus will have an impact is uncertain, this aside underlying revenue growth is expected to continue in line with recent years.

Supplier payment policy

The company agrees terms and conditions for business transactions with suppliers, including the terms of payment. The company does not operate a standard code in respect of payments to suppliers. The average time taken to pay suppliers during the year was 41 days (2018: 45 days).

Donations

During the year, cash donations of £40,204 (2018: £35,611) were made to a wide range of local and national charities proposed primarily by members of staff.

Additionally £27,847 (2018: £23,590) was raised by members of staff at events such as football tournaments, raffles, quiz nights and cake sales. The company has developed strong working relationships with local charities through donations and volunteering. The central focus for company donations is to charities aligned to education and providing a better life for disadvantaged children and young people. Additionally the company supports charities of importance to its employees.

The company encourages staff to share their expertise using their two volunteer days which has benefited many charities, providing them with skills they would struggle to fund from their budgets. A number of Team Challenge Days took place during 2019 where staff worked on renovation and maintenance projects for a number of local charities, allowing staff to take time during the working week to make a positive impact in their community. In 2019, a total of 11,767 volunteer hours were used by the company's employees. The company worked with a range of charities such as Deen City Farm, Book Aid, Stripey Stork, Diamond Centre for Disabled Riders, Sutton Community Farm and Royal Marsden.

Financial donations from the company allow the directors to directly impact on charitable organisations aligned to the objectives outlined in the company's mission statement. The Charity Action Group (CAG), a committee of employees who meet regularly to discuss and agree donations, manages the funds. September is Cares Month and the company matches all funds raised at events organised by the CAG. The company also offers employees the opportunity to "Give As You Earn", supplemented by a company donation to their chosen charity.

The company also made in-kind donations through the power of its leading brands, with free print and online advertising pages at a cost of £44,646 (2018: £21,868).

Disclosure of information to the auditor

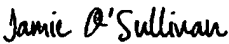
Each of the persons who is a director at the date of approval of this report confirms that:

- so far as the director is aware, there is no relevant audit information of which the company's auditor is unaware; and
- the director has taken all the steps that he ought to have taken as a director in order to make himself aware of any relevant audit information and to establish that the company's auditor is aware of that information.

Re-appointment of auditor

Ernst & Young LLP were reappointed as the auditor for the company for the 2019 financial year.

By Order of the Board

DocuSigned by:

BEB215E065F84D9...

J A O'Sullivan
Director
7 October 2020

STATEMENT OF DIRECTORS' RESPONSIBILITIES

The directors are responsible for preparing the Directors' Report and the financial statements in accordance with applicable law and regulations.

Company law requires the directors to prepare financial statements for each financial year. Under that law the directors have elected to prepare the financial statements in accordance with United Kingdom Generally Accepted Accounting Practice (United Kingdom Accounting Standards and applicable law), including FRS 101 (Financial Reporting Standard 101) "*Reduced Disclosure Framework*". Under company law the directors must not approve the financial statements unless they are satisfied that they give a true and fair view of the state of affairs of the company and of the profit or loss of the company for that period. In preparing these financial statements, the directors are required to:

- select suitable accounting policies and then apply them consistently;
- make judgements and estimates that are reasonable and prudent;
- state whether applicable UK Accounting Standards have been followed, subject to any material departures disclosed and explained in the financial statements; and
- prepare the financial statements on the going concern basis, unless it is inappropriate to presume that the company will continue in business. More detail is given in Note 1 to the financial statements.

The directors are responsible for keeping adequate accounting records that are sufficient to show and explain the Company's transactions and disclose with reasonable accuracy at any time the financial position of the company and enable them to ensure that the financial statements comply with the Companies Act 2006. They are also responsible for safeguarding the assets of the company and hence for taking reasonable steps for the prevention and detection of fraud and other irregularities.

Legislation in the United Kingdom governing the preparation and dissemination of financial statements may differ from legislation in other jurisdictions.

INDEPENDENT AUDITOR'S REPORT TO THE MEMBERS OF REED BUSINESS INFORMATION LIMITED

Opinion

We have audited the revised financial statements of Reed Business Information Limited (the "Company") for the year ended 31 December 2019 which comprise the Statement of Comprehensive Income, the Statement of Financial Position, the Statement of Changes in Equity and the related notes 1 to 27 to the revised financial statements, which include a description of the significant policies.

These revised financial statements replace the original financial statements approved by the directors on 13 March 2020. The financial reporting framework that has been applied in the preparation of these revised financial statements is applicable law and United Kingdom Accounting Standards including FRS 101 "Reduced Disclosure Framework" (United Kingdom Generally Accepted Accounting Practice)

The revised financial statements have been prepared under The Companies (Revision of Defective Accounts and Reports) Regulations 2008 and accordingly do not take account of events which have taken place after the date on which the original financial statements were approved.

In our opinion, the financial statements:

- give a true and fair view, seen as at the date the original financial statements were approved, of the state of the company's affairs as at 31 December 2019 and of its profit for the year then ended.
- have been properly prepared in accordance with United Kingdom Generally Accepted Accounting Practice seen as at the date the original financial statements were approved; and
- have been prepared in accordance with the requirements of the Companies Act 2006 as they have effect under the Companies (Revision of Defective Accounts and Reports) Regulations 2008.

Basis for opinion

We conducted our audit in accordance with International Standards on Auditing (UK) (ISAs (UK)) and applicable law. Our responsibilities under those standards are further described in the Auditor's responsibilities for the audit of the revised financial statements section of our report below. We are independent of the company in accordance with the ethical requirements that are relevant to our audit of the financial statements in the UK, including the FRC's ethical standard, and we have fulfilled our other ethical responsibilities in accordance with these requirements.

We believe that the audit evidence we have obtained is sufficient and appropriate to provide a basis for our opinion.

Emphasis of matter - revision of Transfer Pricing Income

We draw attention to note 1 to these revised financial statements which describes the need for revision of revenue and other income recognised in relation to transfer pricing agreements. The original financial statements were approved on 13 March 2020 and our previous report was signed 13 March 2020. We have not performed a subsequent events review for the period from the date of our previous report to the date of this report. Our opinion is not modified in this respect.

Conclusions relating to going concern

We have nothing to report in respect of the following matters in relation to which the ISAs (UK) require us to report to you where:

- the directors' use of the going concern basis of accounting in the preparation of the revised financial statements is not appropriate; or
- the directors have not disclosed in the revised financial statements any identified material uncertainties that may cast significant doubt about the company's ability to continue to adopt the going concern basis of accounting for a period of at least twelve months from the date when the original statements are authorised for issue.

Other Information

The other information comprises the information included in the annual report, other than the financial statements and our auditor's report thereon. The directors are responsible for the other information.

Our opinion on the revised financial statements does not cover the other information and, except to the extent otherwise explicitly stated in this report, we do not express any form of assurance conclusion thereon.

In connection with our audit of the revised financial statements, our responsibility is to read the other information and, in doing so, consider whether the other information is materially inconsistent with the revised financial statements or our knowledge obtained in the audit or otherwise appears to be materially misstated. If we identify such material inconsistencies or apparent material misstatements, we are required to determine whether there is a material misstatement in the revised financial statements or a material misstatement of the other information. If, based on the work we have performed, we conclude that there is a material misstatement of the other information, we are required to report that fact.

We have nothing to report in this regard.

Opinion on other matters prescribed by the Companies Act 2006

In our opinion, based on the work undertaken in the course of the audit:

- the information given in the Strategic Report and the revised Directors' Report for the financial year for which the financial statements are prepared is consistent with the revised financial statements.
- the Strategic Report and the revised Directors' Report have been prepared in accordance with applicable legal requirements.

In our opinion, the original financial statements for the year ended 31 December 2019 failed to comply with the requirements of the Companies Act 2006 in the respects identified by the directors in note 1 to the revised financial statements.

Matters on which we are required to report by exception

In light of the knowledge and understanding of the Company and its environment obtained in the course of the audit, we have identified no material misstatements in the Strategic Report or revised Directors' Report.

We have nothing to report in respect of the following matters where the Companies Act 2006 requires us to report to you if, in our opinion:

- adequate accounting records have not been kept, or returns adequate for our audit have not been received from branches not visited by us; or
- the financial statements are not in agreement with the accounting records or returns; or
- certain disclosures of directors' remuneration specified by law are not made; or
- we have not received all the information and explanations we require for our audit.

Responsibilities of directors

As explained more fully in the directors' responsibilities statement, the directors are responsible for the preparation of the revised financial statements and for being satisfied that they give a true and fair view, and for such internal control as the directors determine is necessary to enable the preparation of revised financial statements that are free from material misstatement, whether due to fraud or error.

In preparing the revised financial statements, the directors are responsible for assessing the company's ability to continue as a going concern, disclosing, as applicable, matters related to going concern and using the going concern basis of accounting unless the directors either intend to liquidate the company or cease operations, or have no realistic alternative but to do so.

Auditor's responsibilities for the audit of financial statements


Our objective is to obtain reasonable assurance about whether the revised financial statements as a whole are free from material misstatement, whether due to fraud or error, and to issue an auditor's report that includes our opinion. Reasonable assurance is a high level of assurance, but it is not a guarantee that an audit conducted in accordance with ISAs (UK) will always detect a material misstatement when it exists. Misstatements can arise from fraud or error and are considered material if, individually or in the aggregate, they could reasonably be expected to influence the economic decisions of users taken on the basis of these financial statements.

A further description of our responsibilities for the audit of the revised financial statements is located on the Financial Reporting Council's website at <http://www.frs.org.uk/auditorsresponsibilities>. This description forms part of our auditor's report.

We are also required to report whether in our opinion the original financial statements failed to comply with the requirements of the Companies Act 2006 in the respects identified by the directors. The audit of revised financial statements includes the performance of procedures to assess whether the revisions made by the directors are appropriate and have been properly made.

Use of our report

This report is made solely to the company's members, as a body, in accordance with the Companies (Revision of Defective Accounts and Reports) Regulations 2008. Our audit work has been undertaken so that we might state to the company's members those matters we are required to state to them in an auditor's report and for no other purpose. To the fullest extent permitted by law, we do not accept or assume responsibility to anyone other than the company and the company's members as a body, for our audit work, for this report, or for the opinions we have formed.



Jonathan Gill (Senior Statutory Auditor)
for and on behalf of Ernst & Young LLP, Statutory Auditor
London
7 October 2020

STATEMENT OF COMPREHENSIVE INCOME

For the year ended 31 December 2019

	Note	2019 £'000	2018 £'000
Revenue	2	277,476	261,251
Cost of sales		(85,438)	(81,253)
Gross profit		192,038	179,998
Selling and distribution costs		(45,043)	(44,247)
Administrative expenses		(128,613)	(128,541)
Operating profit	3	18,382	7,210
Other income	5	26,052	50,643
Finance costs	6	(2,214)	(1,397)
Disposals and other non-operating items	7	6,343	5,144
Acquisition Related integration costs	7	(553)	(4,467)
Profit before tax		48,010	57,133
Tax expense	11	(8,617)	(5,465)
Total comprehensive income for the year		39,393	51,668

All results relate to continuing operations.

The notes on pages 13 to 27 form part of these financial statements.

STATEMENT OF FINANCIAL POSITION

As at 31 December 2019

	Note	2019 £'000	2018 £'000
Non-current assets			
Goodwill	13	48,643	48,643
Intangible assets	14	37,199	37,244
Property, plant and equipment	15	4,812	6,000
Right of use assets	16	19,370	8,344
Investments in subsidiary undertakings	17	1,241	1,241
Other receivables due in more than 1 year	19	5,687	5,085
		<u>116,952</u>	<u>106,557</u>
Current assets			
Deferred tax assets	11	5,027	5,445
Inventory	18	190	223
Trade and other receivables	19	842,202	861,652
Cash at bank and in hand		622	139
		<u>848,041</u>	<u>867,459</u>
Current liabilities			
Trade and other payables	20	(233,309)	(216,744)
Provisions for liabilities	21	(4,415)	(4,535)
		<u>(237,724)</u>	<u>(221,279)</u>
Net Current Assets		<u>610,317</u>	<u>646,180</u>
Non-current liabilities			
Other payables	20	(24,939)	(17,563)
Provisions for liabilities	21	(8,170)	(9,398)
		<u>(33,109)</u>	<u>(26,961)</u>
Net assets		<u>694,160</u>	<u>725,776</u>
Capital and reserves			
Share capital	22	57,614	57,614
Share premium		345,689	345,689
Other reserves		290,857	322,473
Total Equity		<u>694,160</u>	<u>725,776</u>

The notes on pages 13 to 27 form part of these financial statements.

The financial statements of Reed Business Information Limited, registered number 151537, were approved by the Board of Directors and authorised for issue on 7 October 2020.

DocuSigned by:

Jamie O'Sullivan

BEB215E065F84D9...

J A O'Sullivan

Director

STATEMENT OF CHANGES IN EQUITY

For the year ended 31 December 2019

	Share Capital £'000	Share Premium £'000	Other Reserves £'000	Total Equity £'000
Balance at 1 January 2018	57,614	345,689	267,907	671,210
Total comprehensive income for the year	-	-	51,668	51,668
Increase in share based remuneration reserve (net of tax)	-	-	2,898	2,898
Balance at 1 January 2019	57,614	345,689	322,473	725,776
Total comprehensive income for the year	-	-	39,393	39,393
Increase in share based remuneration reserve (net of tax)	-	-	3,991	3,991
Less Dividends Paid			(75,000)	(75,000)
Balance at 31 December 2019	57,614	345,689	290,857	694,160

The notes on pages 13 to 27 form part of these financial statements.

NOTES TO THE FINANCIAL STATEMENTS
For the year ended 31 December 2019

1 Accounting policies**Basis of preparation**

These revised financial statements replace the original accounts for the financial period 1st January - 31st December 2019 and are now the statutory accounts for the Company for the financial period 1st January - 31st December 2019. These revised accounts have been prepared as at the date of the original accounts and not as at the date of revision and accordingly do not deal with events between those dates.

The directors decided to revise the original accounts because it came to light that transfer pricing entries had been incorrectly recorded in the original financial statements. Other Income was understated by £5,695,081 and Administrative expenses and Revenue overstated by £4,442,141 and £1,565,256 respectively, this also had an impact on Intercompany receivable and payable balances and a related tax expense. This has been corrected in the revised set of accounts and a full summary of adjustments shown below.

	Original	Adjustments	Post Adjustment
Revenue	279,042	(1,566)	277,476
Administrative Expenses	(133,055)	4,442	(128,613)
Operating profit	15,506	2,876	18,382
Other income	20,356	5,696	26,052
Profit before tax	39,438	8,572	48,010
Tax expense	(6,988)	(1,629)	(8,617)
Total comprehensive income for the year	32,450	6,943	39,393
Trade and other receivables	841,586	616	842,202
Trade and other payables	(239,636)	6,327	(233,309)
Net assets	687,217	6,943	694,160
Total Equity	687,217	6,943	694,160

Reed Business Information Limited (the "Company") is a Company incorporated in the United Kingdom under the Companies Act 2006. The address of the registered office is given on page 1. The nature of the Company's operations and its principal activities are set out in the strategic report on page 2.

The Company meets the definition of a qualifying entity under FRS 100 (Financial Reporting Standard 100) issued by the Financial Reporting Council. These financial statements were prepared in accordance with FRS 101 (Financial Reporting Standard 101) 'Reduced Disclosure Framework' as issued by the Financial Reporting Council. The company has applied FRS 101 'Reduced Disclosure Framework' incorporating the Amendments to FRS 101 issued by the FRC in July 2015 and the amendments to Company law made by The Companies, Partnerships and Groups (Accounts and Reports) Regulations 2015.

The Company's financial statements have been prepared on the historical cost basis and are presented in sterling. All values are rounded to the nearest thousand pounds (£000) except when otherwise indicated.

Disclosure exemptions adopted

In preparing the financial statements the Company has taken advantage of all disclosure exemptions conferred by FRS 101. Therefore, these financial statements do not include:

- certain comparative information as otherwise required by EU endorsed IFRS;
- certain disclosures regarding the Company's capital management;
- a statement of cash flows;
- the effect of future accounting standards not yet adopted;
- the disclosure of the remuneration of key management personnel; and
- disclosure of related party transactions with other wholly owned members of RELX Plc.

In addition, and in accordance with FRS 101 further disclosure exemptions have been adopted because equivalent disclosures are included in the consolidated financial statements of the ultimate parent company. The financial statements do not include certain disclosures in respect of:

- Revenue from contracts with customers
- Leases
- Financial instruments (other than certain disclosures required as a result of recording financial instruments at fair value);

NOTES TO THE FINANCIAL STATEMENTS
For the year ended 31 December 2019

1 Accounting policies (continued)

Disclosure exemptions adopted (continued)

- Fair value measurement (other than certain disclosures required as a result of recording financial instruments at fair value); and
- Impairment of assets.

Exemption from preparation of consolidated financial statements

The financial statements contain information about Reed Business Information Limited as an individual company and do not contain consolidated financial information as the parent of a group. The Company has taken advantage of the exemption conferred by s401 of the Companies Act 2006 not to produce consolidated financial statements as it is included in the consolidated accounts of a larger group.

The principal accounting policies adopted are set out below.

Going concern

The Company's business activities, together with the factors likely to affect its future development, performance and position are set out in the business review within the Strategic report on page 2. The Strategic report further describes the Company's principal risks and uncertainties, and the activities it engages in to mitigate those risks.

Management has assessed the relevant factors surrounding going concern, including financing available from other companies in the RELX Plc group, and considers the basis of accounting preparation appropriate. Consequently, the directors have concluded that it is appropriate to prepare these financial statements on a going concern basis.

The company participates in a detailed forecasting process for the next year and for outlying years, at both a profit and cash level. Taking account of this activity, recent trading and other business indicators, and the facilities made available by its parent company, directors have a reasonable expectation that the Company has adequate resources to continue in operational existence for the foreseeable future. Accordingly, they continue to adopt the going concern basis in preparing the report and financial statements.

Translation of foreign currencies into sterling

Profit and loss items are translated at the exchange rates ruling at the transaction date. Monetary assets and liabilities are translated at rates ruling at the statement of financial position dates or contracted rates where applicable. All gains and losses arising from the translation of foreign currencies are charged to the statement of comprehensive income.

Revenue

Revenue arises from the provision of products and services under contracts with customers. In all cases, revenue is recognised to depict the transfer of promised goods or services to customers in an amount that reflects the consideration to which the entity expects to be entitled in exchange for those goods or services, and is recognised when the customer obtains control of the good or service.

Revenue is stated at the transaction price, which includes allowance for anticipated discounts and returns and excludes customer sales taxes and other amounts to be collected on behalf of third parties.

Where the goods or services promised within a contract are distinct, they are identified as separate performance obligations and are accounted for separately.

Where separate performance obligations are identified, total revenue is allocated on the basis of relative stand-alone selling prices or management's best estimate of relative value where stand-alone selling prices do not exist. Management estimates may include a cost-plus method or comparable product approach, but must be supported by objective evidence. A "residual" method may be applied where it is not possible to derive a reliable management estimate for a specific component.

Revenue is recognised for the various categories as follows:

- Subscriptions-revenue comprises income derived from the periodic distribution or update of a product. Subscription revenue is generally invoiced in advance and recognised systematically over the period of the subscription. Recognition is either on a straight-line basis where the transaction involves the transfer of goods or services to the customer in a consistent manner over a specific period of time; or based on the value received by the customer where the goods and services are not delivered in a consistent manner.
- Transactional-revenue is recognised when control of the product is passed to the customer or the service has been performed
- Advertising-revenue is recognised on publication or over the period of online display
- Conferences-revenue comprises income from conferences and attendees at conferences. Conference revenue is recognised on occurrence of the conference.

NOTES TO THE FINANCIAL STATEMENTS
For the year ended 31 December 2019

1 Accounting policies (continued)**Share based remuneration**

The fair value of share based remuneration is determined at the date of grant and recognised as an expense in the statement of comprehensive income on a straight line basis over the vesting period, taking account of the estimated number of shares that are expected to vest. Market based performance criteria are taken into account when determining the fair value at the date of grant. Non-market based performance criteria are taken into account when estimating the number of shares expected to vest. The fair value of share based remuneration is determined by use of a binomial or Monte Carlo simulation model as appropriate. The Company's share based remuneration is equity settled by the ultimate holding company, RELX Plc and is accounted for as if equity settled by the Company.

Taxation

Tax expense comprises current and deferred tax. Current and deferred tax are charged or credited in the income statement except to the extent that the tax arises from a transaction or event which is recognised, in the same or a different period, outside the income statement (either in other comprehensive income, directly in equity, or through a business combination) in which case the tax appears in the same statement as the transaction that gave rise to it.

Current tax is the amount of corporate income taxes payable or recoverable based on the profit for the period as adjusted for items that are not taxable or not deductible, and is calculated using tax rates and laws that were enacted or substantively enacted at the date of the statement of financial position. Management periodically evaluates positions taken in tax returns with respect to situations in which applicable tax regulation is subject to interpretation. Provisions are established where appropriate on the basis of amounts expected to be paid to the tax authorities.

Deferred tax is recognised on temporary differences arising between the tax bases of assets and liabilities and their carrying amounts in the statement of financial position. Deferred tax is calculated using tax rates and laws that have been enacted or substantively enacted at the end of the reporting period, and which are expected to apply when the related deferred tax asset is realised or the deferred tax liability is settled.

Deferred tax liabilities are generally recognised for all taxable temporary differences but not recognised for taxable temporary differences arising on investments in subsidiaries, associates and joint ventures where the reversal of the temporary difference can be controlled and it is probable that the difference will not reverse in the foreseeable future. Deferred tax liabilities are not recognised on temporary differences that arise from goodwill which is not deductible for tax purposes.

Deferred tax assets are recognised to the extent it is probable that taxable profits will be available against which the deductible temporary differences can be utilised, and are reviewed at the end of each reporting period and reduced to the extent that it is no longer probable that sufficient taxable profits will be available to allow all or part of the asset to be recovered.

Deferred tax assets and liabilities are not recognised in respect of temporary differences that arise on initial recognition of assets and liabilities acquired other than in a business combination. Deferred tax is not discounted.

Finance costs

Finance costs are expensed to the statement of comprehensive income as incurred.

Financial Instruments

Financial instruments comprise trade and other receivables, cash and cash equivalents and trade and other payables.

Trade receivables are carried in the statement of financial position at invoiced value less lifetime expected credit losses.

Other receivables, borrowings and payables are recorded initially at fair value and subsequently carried at amortised cost.

Goodwill and intangible assets

On the acquisition of a business, the purchase consideration is allocated between the underlying net tangible and intangible assets on a fair value basis, with any excess purchase consideration representing goodwill. Goodwill arising on acquisition also includes amounts corresponding to deferred tax liabilities recognised in respect of acquired intangible assets.

Intangible assets are stated in the statement of financial position at their fair value as at the acquisition date, less accumulated amortisation and impairment losses. Intangible assets comprise publishing rights and titles, databases and other intangible assets. Acquired intangible assets with finite useful lives are amortised systematically over their estimated useful lives, up to a maximum of 20 years. Intangible assets are reviewed for impairment at least annually, and any impairment losses are immediately charged to the statement of comprehensive income.

NOTES TO THE FINANCIAL STATEMENTS
For the year ended 31 December 2019

1 Accounting policies (continued)

Goodwill and intangible assets (continued)

Internally generated intangible assets are stated in the statement of financial position at the directly attributable cost of creation of the asset less accumulated amortisation and typically comprise software and systems development where an identifiable asset is created that is probable to generate future economic benefit. Internally generated intangible assets with a finite useful life are amortised systematically over their estimated useful lives between 3 to 10 years.

Goodwill is stated in the statement of financial position at its fair value as at the acquisition date and is reviewed for impairment at least annually with any impairment losses immediately charged to the statement of comprehensive income.

At each statement of financial position date, the carrying amounts of tangible and intangible assets and goodwill are reviewed to determine whether there is any indication that those assets have suffered an impairment loss. If any such indication exists, the recoverable amount, which is the higher of value in use and fair value less costs to sell, of the asset is estimated in order to determine the extent, if any, of the impairment loss. Where the asset does not generate cash flows that are independent from other assets, value in use estimates are made based on the cash flows of the cash generating unit to which the asset belongs. Intangible assets with an indefinite useful life are tested for impairment at least annually and whenever there is any indication that the asset may be impaired.

If the recoverable amount of an asset or cash generating unit is estimated to be less than its carrying amount, the net carrying amount of the asset or cash generating unit is reduced to its recoverable amount. Impairment losses are recognised immediately in the income statement in administration or other expenses

Property, plant and equipment

Property, plant and equipment are stated in the statement of financial position at cost less accumulated depreciation. Depreciation is provided on cost at the following rates on a straight line basis intended to write off the assets over their estimated useful lives:

Plant and equipment	3-5 years straight line
Fixtures and fittings	10 years straight line

Short leasehold property and improvements are amortised over the period of the lease.

Investments

Investments in subsidiaries are stated at cost less any provision for impairment.

Inventory

Inventories and work in progress are stated at the lower of cost, including attributable overheads, and estimated net realisable value.

Leases

Lessees

All leases (with the exception of short term and low value leases) are recognised on the balance sheet. A lease liability is recognised based on the present value of future lease payments, and a corresponding right of use asset is recognised. The right of use asset is depreciated over the shorter of the lease term or the useful life of the asset. Lease payments are apportioned between finance charges and reduction of the lease liability. As noted above, low value items (US\$5,000 or less based on the value of the asset when new) and short term leases with a term of 12 months or less are not required to be recognised on the balance sheet and payments made in relation to these leases will be recognised on a straight-line basis in the income statement.

Classes of leased assets held by the Company are as follows:

- Property
- Non-property-which includes vehicles, multi function devices, printers and servers.

Lessors

A lessor shall classify a lease as either a finance lease or an operating lease. The classification is dependent on whether or not the lessor transfers substantially all of the risks and rewards incidental to the asset to the lessee, and is determined by the substance of the transaction.

NOTES TO THE FINANCIAL STATEMENTS
For the year ended 31 December 2019

1 Accounting policies (continued)

Pensions

The Reed Elsevier Pension Scheme (a defined benefit scheme) is administered on a RELX Plc basis and total contributions are assessed by a qualified actuary, based on the cost of providing pensions across all participating RELX Plc companies. There is no contractual agreement or stated policy for charging the net defined benefit cost and, therefore RELX Plc, which is the scheme guarantor, recognises the whole of the scheme surplus or deficit in its financial statements. In accordance with IAS 19 - Employee Benefits, the Company recognises a cost equal to its contribution payable for the period. The expense in respect of the RELX UK DC Plan, a defined contribution plan, is charged to the income statement as incurred.

Critical accounting judgements and key sources of estimation uncertainty

The most significant accounting policies in determining the financial condition and results of the company, and those requiring the most subjective or complex judgement, relate to the development spend and taxation.

Valuation of goodwill and intangible assets

The carrying amounts of goodwill and indefinite lived intangible assets in each business are reviewed for impairment at least annually. The carrying amounts of all other intangible assets are reviewed where there are indications of possible impairment. An impairment review involves a comparison of the carrying value of the asset with estimated values in use based on the latest management cash flow projections, approved by the Boards. Key areas of judgement in estimating the values in use of businesses are the growth in cash flows over a forecast period of up to five years, the long-term growth rate assumed thereafter and the discount rate applied to the forecast cash flows.

Development Spend

Development spend encompasses investment in new products and other initiatives, ranging from the building of online delivery platforms, to launch costs of new services, to building new infrastructure applications. Launch costs and other ongoing operating expenses of new products and services are expensed as incurred. The costs of building product applications, platforms and infrastructure are capitalised as intangible assets, where the investment they represent has demonstrable value and the technical and commercial feasibility is assured. Costs eligible for capitalisation must be incremental, clearly identified and directly attributable to a particular project. The resulting assets are amortised over their estimated useful lives. Impairment reviews are carried out at least annually. Judgement is required in the assessment of the potential value of a development project, the identification of costs eligible for capitalisation and the selection of appropriate asset lives.

NOTES TO THE FINANCIAL STATEMENTS
For the year ended 31 December 2019

2 Revenue

	2019	2018
	£'000	£'000
Analysis of revenue by geographical market:		
United Kingdom	98,619	105,634
Europe	94,195	81,146
North America	6,803	8,284
Rest of the World	77,859	66,187
	<u>277,476</u>	<u>261,251</u>

All revenue derives from the company's principal activity, the provision of business information. All the company's activity is based in the UK.

3 Operating profit

	2019	2018
	£'000	£'000
Operating profit is stated after charging / (crediting) the following:		
Depreciation of tangible assets – owned assets	2,100	2,591
Amortisation of intangibles assets	10,312	9,370
Short-term and low value operating lease rentals	103	98
Other operating lease income	(923)	(695)
Staff costs	115,790	113,687

4 Auditor's remuneration

During the year the Company paid the following amounts to its auditor.

	2019	2018
	£'000	£'000
Auditor's remuneration in respect of the audit of the financial statements	296	173

Auditor's remuneration for audit services comprises £296k (2018: £173k) payable to the auditor for the audit of the financial statements, including the review and testing of internal controls over financial reporting. There were no non-audit services provided by the Auditor in either period.

5 Other income

	2019	2018
	£'000	£'000
Comprised of dividends received from subsidiary undertakings and transfer pricing agreements		
The amounts received were as follows:		
Reed Healthcare Limited	-	22,754
emedia Communications LLC	-	54
Ascend Worldwide Group Holdings Limited	-	4,850
Fircosoft SAS	1,323	920
RBI NL	1,203	1,360
Accuity Inc	20,905	18,899
RBI Inc	2,654	1,782
Fircosoft Switzerland	2	40
RBI PTE Ltd	(172)	(186)
RBI Australia Pty Ltd	137	170
Other income	<u>26,052</u>	<u>50,643</u>

NOTES TO THE FINANCIAL STATEMENTS
For the year ended 31 December 2019

6 Finance Costs

	2019 £'000	2018 £'000
Interest expense on leases	(1,371)	(1,397)
Foreign interest on amounts due to fellow subsidiary undertakings	(843)	-
Finance costs	(2,214)	(1,397)

7 Disposals, other non-operating items and acquisition costs

	2019 £'000	2018 £'000
Proceeds	10,191	7,005
Net book value and expenses	(3,848)	(1,861)
Transaction and integration costs associated with recent acquisitions	(553)	(4,467)
Gain on disposal of business	5,790	677

The proceeds on disposal predominantly relate to print publications of the Aviation business which was disposed in August 2019. The transaction and integration costs relate to recent acquisitions including SBS, SST and Flightstats.

8 Personnel

	2019 £'000	2018 £'000
Staff costs (including directors):		
Wages and salaries	94,244	92,152
Social security costs	12,007	11,563
Other pension costs (note 10)	9,539	9,972
	115,790	113,687

The average monthly number of employees (including directors) during the year ended 31 December 2019 was as follows:

	2019 Number	2018 Number
Sales & Distribution	329	321
Editorial & Data	304	323
Marketing	70	75
IT	426	426
Other Direct	139	143
Production & Management	77	69
Other Support	126	91
	1,471	1,448

9 Directors' emoluments

	2019 £'000	2018 £'000
The emoluments of the directors were:		
Emoluments (including pension contributions made to defined contribution pension schemes but excluding awards under share option schemes and other long-term incentive schemes)	540	521

Highest paid director's remuneration:

Aggregate of emoluments and awards under the long-term incentive schemes (including pension contributions made to defined contribution pension schemes but excluding share options and awards in the form of shares)	331	323
--	-----	-----

	2019 Number	2018 Number
Number of directors in office at 31 December who:		
- are members of a defined benefit pension scheme;	2	2
- exercised share options;	2	2
- have received awards during the year in the form of shares under long term incentive schemes	2	2

NOTES TO THE FINANCIAL STATEMENTS
For the year ended 31 December 2019

10 Pension schemes

The company participates in the Reed Elsevier Pension Scheme, the legacy UK defined benefit scheme. This scheme is of the defined benefit type providing benefits to current and former employees of RELX Plc, and its assets are held separately from the group's assets.

There is no contractual agreement or stated policy for charging the net defined benefit cost and, therefore RELX Plc, the scheme guarantor, recognises the whole of the scheme surplus or deficit in its financial statements. In accordance with IAS 19 - Employee Benefits, the Company recognises a cost equal to its contribution payable for the period, which in the year ended 31 December 2019 was £6.0million (2018: £7.2million).

Further details of RELX Group's pension schemes are disclosed in the consolidated financial statements of the ultimate parent company, which are available as disclosed in note 24.

The company also participates in a defined contribution scheme with Zurich Insurance, a secondary scheme for those staff not eligible to join the Reed Elsevier Pension Scheme. The scheme commenced during 2007 and contributions paid during the year totalled £3.5 million (2018: £2.8 million).

11 Tax on profit on ordinary activities

	2019 £'000	2018 £'000
Current tax	7,938	2,666
Deferred tax	679	2,799
Tax expense	8,617	5,465

The rate of UK corporation tax for the year is 19% (2018: 19%). Set out below is a reconciliation of the difference between tax expense for the period and the theoretical expense calculated by multiplying accounting profit by the applicable tax rate.

	2019 £'000	2018 £'000
Profit on ordinary activities before tax	48,010	57,133
Tax at applicable rate	9,122	10,855
Prior period adjustment	552	2
Non taxable dividend income	(2,224)	(5,255)
Expenses not deductible for tax purposes	1,224	1,188
Non-deductible disposal related gains and losses	-	(977)
Deferred tax effect of changes in tax rates	(57)	(348)
Tax expense	8,617	5,465

A number of changes to the UK corporation tax system, including a reduction of the main rate of corporation tax from 20% to 19%, were substantively enacted on 26 October 2015. A further reduction of the main rate of corporation tax, from 19% to 17% with effect from 1 April 2020, was substantively enacted on 15 September 2016. The Group has measured its UK deferred tax assets and liabilities at the end of the reporting period at 17% (2018: 17%), which resulted in recognition of a deferred tax charge of £679k (2018: £2,799k).

There are no reconciling items relating to UK-UK intra-group transfer pricing adjustments in the tax reconciliation for 2019 as no intra-group payment will be made for losses claimed or surrendered relating to such amounts.

The Company reports cross-border transactions undertaken between RELX Group subsidiaries on an arm's-length basis in tax. The following tax has been recognised in other comprehensive income or directly in equity during the year:

Tax credit on share based remuneration recognised directly in equity for 2019 was £679k (2018: £77k).

NOTES TO THE FINANCIAL STATEMENTS
For the year ended 31 December 2019

11 Tax on profit on ordinary activities (continued)**Deferred Tax**

	2019	2018
	£'000	£'000
Deferred tax assets	5,198	5,688
Deferred tax liabilities	(171)	(243)
Total	5,027	5,445

	Intangible Assets	Share based payments	Property, plant and equipment	Other temporary differences	Total
	£'000	£'000	£'000	£'000	£'000
Deferred tax (liability)/asset at					
1 January 2018	(591)	1,480	2,451	5,171	8,511
Credit/(charge) to profit	348	13	(65)	(3,095)	(2,799)
Charge to equity/other comprehensive income	-	(267)	-	-	(267)
Deferred tax (liability)/asset at					
1 January 2019	(243)	1,226	2,386	2,076	5,445
Credit/(charge) to profit	72	2	39	(792)	(679)
Charge to equity/other comprehensive income	-	261	-	-	261
Deferred tax (liability)/asset at 31 December 2019	(171)	1,489	2,425	1,284	5,027

Other deferred tax liabilities includes temporary differences in respect of property, plant and equipment, capitalised development

12 Dividends

	2019	2018
	£'000	£'000
Dividends paid to holding company	75,000	-

13 Goodwill

	2019	2018
	£'000	£'000
At 1 January	48,643	48,643
Disposals	-	-
At 31 December	48,643	48,643

Goodwill acquired through business combinations and acquired intangible assets have been allocated to 5 cash generating units, namely Accuity, ICIS, Proagrica, FlightGlobal, XperTHR. These represent the lowest level within the Company at which acquired goodwill and intangible assets (see note 14) are monitored and reviewed for impairment annually.

The value of goodwill was tested for impairment during the current financial year by means of comparing the recoverable amount of each CGU with the carrying value of its goodwill. Based on the operating performance of the CGUs, no impairment was identified in the current financial period (2018: £nil)

The remaining valuations indicate sufficient headroom, such that a reasonably possible change to key assumptions would not result in any impairment of goodwill.

NOTES TO THE FINANCIAL STATEMENTS
For the year ended 31 December 2019

14 Intangible fixed assets

	Internally generated intangible assets £'000	Software assets in course of construction £'000	Acquired intangible assets £'000	Total £'000
Cost				
At 1 January 2019	56,953	3,935	192,759	253,647
Additions	7,285	3,446	-	10,731
Transfers on completion	3,254	(3,254)	-	-
Disposals	(221)	(416)	-	(637)
At 31 December 2019	67,271	3,711	192,759	263,741
Accumulated amortisation and impairment				
At 1 January 2019	38,335	-	178,068	216,403
Amortisation charge	7,614	-	2,698	10,312
Disposals	(173)	-	-	(173)
At 31 December 2019	45,776	-	180,766	226,542
Net book value				
At 31 December 2019	21,495	3,711	11,993	37,199
At 31 December 2018	18,618	3,935	14,691	37,244

Development costs have been capitalised in accordance with the measurement and recognition of IAS 38 Intangible Assets.

15 Property, plant and equipment

	Land and buildings £'000	Plant and equipment £'000	Fixtures and fittings £'000	Total £'000
Cost				
At 1 January 2019	444	10,709	19,714	30,867
Additions	-	904	8	912
At 31 December 2019	444	11,613	19,722	31,779
Accumulated depreciation				
At 1 January 2019	444	8,706	15,717	24,867
Charge for the year	-	968	1,132	2,100
At 31 December 2019	444	9,674	16,849	26,967
Net book value				
At 31 December 2019	-	1,939	2,873	4,812
At 31 December 2018	-	2,003	3,997	6,000

NOTES TO THE FINANCIAL STATEMENTS
For the year ended 31 December 2019

16 Leases

Movements in the right-of-use assets during the year were as follows:

Right of use assets	As at 31 December	
	2019 £'000	2018 £'000
At start of period	8,344	10,958
Additions	15,162	529
Disposals	(364)	-
Depreciation	(3,772)	(3,143)
At end of period	19,370	8,344

As at 31 December 2019 the liability balances in respect of property leases were as follows:

Lease liability	As at 31 December	
	2019 £'000	2018 £'000
Current		
Property	6,058	4,169
Non-current		
Property	24,119	15,502
Total	30,177	19,671

Interest expense on the lease liabilities recognised within finance costs was £1.4m in the year to 31 December 2019 (2018: £1.4m). The total cash outflow for leases was £5.3m (2018: £5.3m). The expense recognised in relation to short term and low value was £103k (2018: £98k)

The maturity profile of lease liabilities is as follows:

	2019 £'000	2018 £'000
Within 1 year	6,058	4,169
Within 1-5 years	20,987	13,794
After 5 years	3,132	1,708
After 1 year	24,119	15,502
Total	30,177	19,671

The Company subleases vacant space available within its leased properties. IFRS 16 specifies conditions whereby a sublease is classed as a finance lease for the sub-lessor. The finance lease receivable balance held is as follows:

	As at 31 December	
	2019 £'000	2018 £'000
Net finance lease receivable	1,746	1,578

NOTES TO THE FINANCIAL STATEMENTS
For the year ended 31 December 2019

17 Investments in subsidiary undertakings

	Cost £'000	Provision for impairment £'000	Net book value £'000
At 1 January 2019	1,241	-	1,241
At 31 December 2019	1,241	-	1,241

Refer to the supplementary information in note 26 for the full list of subsidiary undertakings.

The directors have assessed the recoverable amount of the company's investment and concluded that no impairment is required.

18 Inventory

	2019 £'000	2018 £'000
Work in progress	190	223
	<u>190</u>	<u>223</u>

Inventory is stated at the lower of cost and estimated net realisable value.

19 Trade and other receivables

	2019 £'000	2018 £'000
Amounts falling due within one year:		
Trade receivables	47,602	55,490
Provision for doubtful debt	(1,569)	(1,733)
Amounts owed by intermediate and immediate parent company	759,683	774,538
Amounts owed by fellow subsidiary undertakings	9,448	7,813
Amounts owed by subsidiary undertakings	20,287	19,620
Other receivables	675	163
Prepayments and accrued income	5,626	5,761
Deferred consideration receivable	450	-
	<u>842,202</u>	<u>861,652</u>

Trade receivables are non-interest bearing and their carrying amounts approximate to their fair value. Trade receivables are stated net of a loss allowance for expected credit losses.

The majority of the amount owed by intermediate and immediate parent company relates to trading balances that are settled on a monthly basis. Amounts owed by fellow subsidiary and subsidiary undertakings are unsecured, interest-free and repayable on demand. Their carrying amounts approximate to their fair value. Management has assessed that there are no expected credit losses to be recognised in relation to these receivables.

	2019 £'000	2018 £'000
Amounts falling due after more than one year:		
Deferred consideration receivable	5,687	5,085
	<u>5,687</u>	<u>5,085</u>

Deferred consideration relates to amounts receivable in relation to the disposal of New Scientist in 2017 (£5,237k) and Flightglobal publications in 2019 (£450k). The New Scientist receivable is bearing interest at 3% p.a. and maturing in 2027. It is held at amortised cost. The Flightglobal receivable is due in August 2021.

Amounts owed to subsidiary undertakings are unsecured, interest-free and repayable on demand. Management has assessed as at 31 December 2019 that there are no expected credit losses over the lifetime of the asset.

NOTES TO THE FINANCIAL STATEMENTS
For the year ended 31 December 2019

20 Trade and other payables

	2019	2018
	£'000	£'000
Amounts falling due within one year:		
Trade creditors	4,752	3,332
Income tax payable	5,232	2,505
Amounts owed to intermediate and immediate parent company	88	-
Amounts owed to fellow subsidiary undertakings	40,580	38,113
Amounts owed to subsidiary undertakings	19,023	15,143
Lease liabilities (see note 16)	6,058	4,169
Other creditors	1,063	1,455
Other tax and social security costs	6,480	5,608
Accruals and deferred income	150,033	146,419
	<u>233,309</u>	<u>216,744</u>

	2019	2018
	£'000	£'000
Amounts falling due after more than one year:		
Lease liabilities (see note 16)	24,119	15,502
Deferred Income	820	2,061
	<u>24,939</u>	<u>17,563</u>

The related companies' balances are unsecured, repayable on demand and have interest rates between 0% and 1.62%.

21 Provisions for liabilities

	Restructuring Provision £'000	Vacant Property £'000	Acquisition Integration Provision £'000	Disposal Provision £'000	Total £'000
At 1 January 2019					
Current	754	1,100	991	1,690	4,535
Non Current	-	9,398	-	-	9,398
	754	10,498	991	1,690	13,933
Provided/(released) in the year	1,561	-	552	(6,343)	(4,230)
Utilisation	(829)	(1,216)	(1,441)	6,368	2,882
Current	1,486	1,112	102	1,715	4,415
Non Current	-	8,170	-	-	8,170
At 31 December 2019	<u>1,486</u>	<u>9,282</u>	<u>102</u>	<u>1,715</u>	<u>12,585</u>

22 Called up share capital

	Authorised Number	£'000	Called up, issued and fully paid Number	£'000
<i>Ordinary shares of £1 each</i>				
At 1 January 2019 and 31 December 2019	68,406,950	68,407	57,614,090	57,614

NOTES TO THE FINANCIAL STATEMENTS
For the year ended 31 December 2019

23 Share-based remuneration

Reed Business Information Limited directors and employees participate in a number of RELX Plc share based remuneration schemes. The principal share based remuneration schemes are the Executive Share Option Schemes (ESOS), the Long Term Incentive Plan (LTIP), the Retention Share Plan (RSP), the Bonus Investment Plan (BIP) and the Save As You Earn scheme (SAYE). Share options granted under ESOS are exercisable after three years and up to 10 years from the date of grant at a price equivalent to the market value of the respective shares at the date of grant. Conditional shares granted under LTIP, RSP and BIP are exercisable after three years for nil consideration if conditions are met.

Share based remuneration awards are, other than upon retirement or in exceptional circumstances, subject to the condition that the employee remains in employment at the time of exercise.

Conditional shares granted under LTIP, REGP, RSP and BIP between 2014 and 2019 are subject to the achievement of growth targets of RELX Plc adjusted earnings per share measured at constant exchange rates as well as the achievement of a targeted percentage return on invested capital of RELX Plc. LTIP grants between 2014 and 2019 are also variable subject to the achievement of a total shareholder return performance target.

The weighted average fair value per award is based on full vesting on achievement of non-market related performance conditions and stochastic models for market-related components. The conditional shares and option awards are recognised in the income statement over the vesting period, being between three and five years, on the basis of expected performance against the non-market-related conditions, with the fair value related to market-related components unchanging. Further details of performance conditions are given in the RELX Plc Annual Reports and Financial Statements 2019.

The weighted average share price at the date of exercise of share options and vesting of conditional shares during 2019 was £19.02 (2018: £16.60) for RELX Plc ordinary shares. €20.73 (2018: €17.61) for RELX Plc Euro ordinary shares.

	2019		2018	
	Number of shares under options '000	Weighted average remaining period till expiry (years)	Number of shares under option '000	Weighted average remaining period until expiry (years)
RELX PLC ordinary shares (£)				
5.01-6.00	5	2.6	9	2.3
7.01-9.00	5	2.6	32	0.1
9.01-10.00	22	1.4	45	0.8
10.01-11.00	37	1.3	161	0.8
11.01-12.00	182	2.2	216	3.2
12.01-13.00	179	1.5	205	2.1
13.01-14.00	215	3.2	-	-
14.01-15.00	52	7.5	58	8.1
17.01-18.00	74	9.2	-	-
	771	3.3	726	2.4

	2019		2018	
	Number of shares under options '000	Weighted average remaining period till expiry (years)	Number of shares under option '000	Weighted average remaining period until expiry (years)
RELX Plc Euro ordinary shares (€)				
5.01-6.00	6	1.3	8	2.6
8.01-9.00	6	2.9	4	4.4
10.01-11.00	4	3.5	11	5.3
14.01-15.00	6	5.0	11	5.2
15.01-16.00	28	5.1	21	5.5
16.01-17.00	63	7.0	66	8.1
	113	5.8	121	6.6

NOTES TO THE FINANCIAL STATEMENTS
For the year ended 31 December 2019

24 Ultimate parent company

The company's ultimate parent undertaking and controlling entity is RELX Plc, a company incorporated in Great Britain. The smallest and largest group into which the financial statements of the company for the year ended 31 December 2019 are consolidated is RELX Plc. Copies of the consolidated financial statements of RELX Plc may be obtained from its registered office at 1-3 Strand, London, WC2N 5JR.

25 Related party transactions

The company is exempt under the terms of FRS 101 paragraph 8(k) from disclosing related party transactions with entities that are part of RELX Plc. There were no other related party transactions in the current or prior year.

26 Related undertakings

A full list of subsidiary undertakings is set out below.
 Interests are all in the form of ordinary shares unless otherwise noted.
 All entities primarily operate in their country of incorporation.

Name of company	Functional Currency	Equity capital held	Principal Activity
Hong Kong Ascend China Holdings Limited 20/F Alexandra House, 18 Chater Road, Central, Hong Kong	HKD	100%	Service Company
Japan Ascend Japan KK Kyodo Tsushin Kaikam 2F, 2-2-5, Toronomon, Minato-ku, Tokyo 105-0001	JPY	100%	Service Company
South Africa Fircosoft South Africa Pty Limited Regus Brooklyn Bridge, 3rd Floor Steven House, Office Park, 570 Fehrsen Street, Brooklyn, Pretoria 0181	ZAR	100%	Trading Company
South Africa Globalrange South Africa Pty Limited Pebble Beach Building, Fourways Golf Park, 32 Roos Street, Fourways, JHB, South Africa	ZAR	100%	Trading Company
Belgium First 4 Farming Europe NV Guldensporenpark 36, gebouw D, 9820 Merelbeke, Belgium	EUR	100%	Trading Company
United Kingdom Drayton Legal Recoveries Limited The Eye, 1 Proctor Street, London, WC1V 6EU	GBP	100%	Non Trading

27 Subsequent events

On the 31st January 2020, Reed Business Information Ltd sold the print publications related to the Agriculture portfolio for total consideration of £12.0m.

On the 9th March 2020, Reed Business Information Ltd acquired the share capital of Snowflake Software Limited for £14.9m.

On the 11th March 2020, Reed Business Information acquired the share capital of Apply Financial Limited for £15.1m.