


PARAGON MORTGAGES (NO.8) PLC

Report and Financial Statements

Year ended 30 September 2016



STRATEGIC REPORT

BUSINESS REVIEW AND PRINCIPAL ACTIVITIES

Paragon Mortgages (No.8) PLC ('the Company') is a wholly owned subsidiary of The Paragon Group of Companies PLC ('the Group') and was set up to provide finance for its mortgage loan assets, by issuing mortgage backed floating rate loan notes and using the proceeds to purchase mortgage loans from other group companies. During the year the Company operated in the United Kingdom, its principal activities are the provision of first mortgage loans. There have been no significant changes in the Company's principal activities in the year under review. The directors are not aware, at the date of this report, of any likely major changes in the Company's activities in the next year.

As shown in the Company's profit and loss account on page 5, the Company's net interest income increased by 26% compared to the prior year (2015: 16% decrease). This was principally due to the average margin charged on the loans which increased due to the seasoning of the book. The result after tax has improved from a retained loss of £276,000 to a profit of £1,962,000. This was mainly due to operating expenses decreasing due to a reduction of management recharges charged to the Company during the year.

The balance sheet on page 6 of the Financial Statements shows the Company's financial position at the year end. Loans to customers have decreased by 6% due to customers redeeming their accounts during the year. As a result the asset backed loan notes have reduced by 7% during the year, excluding the fair value adjustment in respect of the cross currency swaps. Details of amounts owed from and to other group companies are shown in notes 14 and 18.

The directors recommend no final dividend (2015: £nil) which, given the interim dividend of £nil per share (2015: £nil per share), means a total dividend for the year of £nil per share (2015: £nil per share).

The Group manages its operations on a centralised basis. For this reason, the Company's directors believe that further key performance indicators for the Company are not necessary or appropriate for an understanding of the development, performance or position of the business. The performance of the Group's mortgage lending operation, which includes the Company, is discussed in the Group's Annual Report, which does not form part of this Report.

PRINCIPAL RISKS AND UNCERTAINTIES

The Company is a securitisation company and has been structured so as to avoid, in as far as is possible all forms of financial risk with its outstanding loan notes match-funded to maturity. An analysis of the Company's exposure to risk, including financial risk, and the steps taken to mitigate these risks are set out in note 5, and a discussion of critical accounting estimates is set out in note 4.

After considering the above, the directors have a reasonable expectation that the Company will have adequate resources to continue in operational existence for the foreseeable future. For this reason, they continue to adopt the going concern basis in preparing the Financial Statements.

ENVIRONMENT

The Group recognises the importance of its environmental responsibilities, monitors its impact on the environment, and designs and implements policies to reduce any damage that might be caused by the Group's activities. The Company operates in accordance with group policies, which are described in the Group's Annual Report, which does not form part of this Report.

EMPLOYEES

The Company has no employees. All operational services are provided by employees of the Group. The Group's employment policies are described in its Annual Report, which does not form part of this Report.

Approved by the Board of Directors

and signed on behalf of the Board



K G Allen

Director

26 January 2017

DIRECTORS' REPORT

The directors present their Annual Report prepared in accordance with Schedule 7 to the Large and Medium-sized Companies and Groups (Accounts and Reports) Regulations 2008 and the audited Financial Statements of Paragon Mortgages (No.8) PLC, a company registered in England and Wales with registration no: 04513172, for the year ended 30 September 2016.

CORPORATE GOVERNANCE

The directors have been charged with governance in accordance with the transactional documentation detailing the mechanism and structure of the transaction. The structure of the Group is such that the key policies have been predetermined at the time of issuance and the operational roles have been assigned to third parties with their roles strictly governed by the transaction documents.

DIRECTORS

The directors throughout the year and subsequently were:

R D Shelton

R J Woodman

J Fairrie

J A Harvey

D P Stolp (resigned 1 November 2016)

K G Allen

J P Nowacki (appointed 21 November 2016)

AUDITOR

The directors have taken all reasonable steps to make themselves and the Company's auditor, KPMG LLP, aware of any information needed in preparing the audit of the Annual Report and Financial Statements for the year, and, as far as each of the directors is aware, there is no relevant audit information of which the auditor is unaware.


A resolution for the re-appointment of KPMG LLP as the auditor of the Company is to be proposed at the forthcoming Annual General Meeting.

INFORMATION PRESENTED IN OTHER SECTIONS

Certain information required to be included in a directors' report by the Companies Act 2006 and regulations made there under can be found in the other sections of the Annual Report, as described below. All of the information presented in these sections is incorporated by reference into this Directors' Report and is deemed to form part of this report.

- Commentary on the likely future developments in the business of the Company is included in the Strategic Report.
- A description of the Company's financial risk management objectives and policies, and its exposure to risks arising from its use of financial instruments are set out in note 5 to the accounts.
- Disclosure on any dividends paid during the year is included in the Strategic Report.

Approved by the Board of Directors
and signed on behalf of the Board



K G Allen

Director

26 January 2017

Registered Office: 51 Homer Road, Solihull, West Midlands, B91 3QJ

STATEMENT OF DIRECTORS' RESPONSIBILITIES
in relation to Financial Statements

The directors are responsible for preparing the Annual Report and the Financial Statements in accordance with applicable law and regulations.

Company law requires the directors to prepare financial statements for each financial year. Under that law the directors have elected to prepare the financial statements in accordance with United Kingdom Generally Accepted Accounting Practice (United Kingdom Accounting Standards and applicable law). The financial statements are required by law to give a true and fair view of the state of affairs of the Company and of the profit or loss of the Company for that period. In preparing these financial statements, the directors are required to:

- select suitable accounting policies and then apply them consistently;
- make judgments and estimates that are reasonable and prudent;
- state whether applicable UK Accounting Standards have been followed, subject to any material departures disclosed and explained in the financial statements; and
- prepare the financial statements on the going concern basis unless it is inappropriate to presume that the Company will continue in business.

Under company law the directors must not approve the financial statements unless they are satisfied that they give a true and fair view of the state of affairs of the company and of their profit or loss for that period.

The directors are responsible for keeping proper accounting records that disclose with reasonable accuracy at any time the financial position of the Company and enable them to ensure that the financial statements comply with the Companies Act 2006. They are also responsible for safeguarding the assets of the Company, for taking reasonable steps for the prevention and detection of fraud and other irregularities and for the preparation of a strategic report and directors' report which comply with the applicable requirements of the Companies Act 2006.

Approved by the Board of Directors and signed on behalf of the Board.



Pandora Sharp

Company Secretary

26 January 2017

INDEPENDENT AUDITOR'S REPORT TO THE MEMBERS OF PARAGON MORTGAGES (NO.8) PLC

We have audited the Financial Statements of Paragon Mortgages (No.8) PLC for the year ended 30 September 2016 which comprise the profit and loss account, the statement of comprehensive income, the balance sheet, the statement of movement in equity and the related notes 1 to 20. The financial reporting framework that has been applied in their preparation is applicable law and United Kingdom Accounting Standards (United Kingdom Generally Accepted Accounting Practice), including FRS 101 Reduced Disclosure Framework.

This report is made solely to the Company's members, as a body, in accordance with Chapter 3 of Part 16 of the Companies Act 2006. Our audit work has been undertaken so that we might state to the Company's members those matters we are required to state to them in an auditor's report and for no other purpose. To the fullest extent permitted by law, we do not accept or assume responsibility to anyone other than the Company and the Company's members as a body, for our audit work, for this report, or for the opinions we have formed.

Respective responsibilities of directors and auditor

As explained more fully in the Statement of Directors' Responsibilities, the directors are responsible for the preparation of the financial statements and for being satisfied that they give a true and fair view. Our responsibility is to audit and express an opinion on the financial statements in accordance with applicable law and International Standards on Auditing (UK and Ireland). Those standards require us to comply with the Auditing Practices Board's Ethical Standards for Auditors.

Scope of the audit of the financial statements

A description of the scope of an audit of financial statements is provided on the Financial Reporting Council's website at www.frc.org.uk/auditscopeukprivate.

Opinion on Financial Statements

In our opinion the Financial Statements:

- give a true and fair view of the state of the Company's affairs as at 30 September 2016 and of its profit for the year then ended;
- have been properly prepared in accordance with United Kingdom Generally Accepted Accounting Practice; and
- have been prepared in accordance with the requirements of the Companies Act 2006.


Opinion on other matters prescribed by the Companies Act 2006

In our opinion the information given in the Strategic Report and the Directors' Report for the financial year for which the financial statements are prepared is consistent with the Financial Statements.

Matters on which we are required to report by exception

We have nothing to report in respect of the following matters where the Companies Act 2006 requires us to report to you if, in our opinion:

- adequate accounting records have not been kept, or returns adequate for our audit have not been received from branches not visited by us; or
- the financial statements are not in agreement with the accounting records and returns; or
- certain disclosures of directors' remuneration specified by law are not made; or
- we have not received all the information and explanations we require for our audit.



Andrew Walker (Senior Statutory Auditor)

for and on behalf of KPMG LLP, Statutory Auditor

Chartered Accountants

One Snowhill, Snow Hill Queensway, Birmingham, B4 6GH

26 January 2017

PARAGON MORTGAGES (NO.8) PLC

PROFIT AND LOSS ACCOUNT

YEAR ENDED 30 SEPTEMBER 2016

| | Note | 2016 £000 | 2015 £000 |
|---|------|--------------|--------------|
| Interest receivable | | | |
| Mortgages | | 9,217 | 8,741 |
| Other | | 123 | 105 |
| | | <u>9,340</u> | <u>8,846</u> |
| Interest payable and similar charges | 6 | (5,619) | (5,897) |
| Net interest income | | <u>3,721</u> | <u>2,949</u> |
| Other operating income | | 64 | 50 |
| Total operating income | | <u>3,785</u> | <u>2,999</u> |
| Operating expenses | | (1,464) | (2,958) |
| Provisions for losses | 8 | 98 | (352) |
| Operating profit / (loss), being profit / (loss) on ordinary activities before taxation | 9 | 2,419 | (311) |
| Tax on profit / (loss) on ordinary activities | 10 | (457) | 35 |
| Profit / (loss) on ordinary activities after taxation | 16 | <u>1,962</u> | <u>(276)</u> |

All activities derive from continuing operations.

STATEMENT OF COMPREHENSIVE INCOME

YEAR ENDED 30 SEPTEMBER 2016

| | 2016 £000 | 2015 £000 |
|--|--------------|--------------|
| Profit / (loss) for the year | 1,962 | (276) |
| Other comprehensive income | | |
| <i>Items that may be reclassified subsequently to profit or loss</i> | | |
| Cash flow hedge profit / (loss) taken to equity | 271 | (99) |
| Tax on items taken directly to equity | (54) | 20 |
| Other comprehensive income for the year net of tax | <u>217</u> | <u>(79)</u> |
| Total comprehensive income for the year | <u>2,179</u> | <u>(355)</u> |

PARAGON MORTGAGES (NO.8) PLC


BALANCE SHEET

30 SEPTEMBER 2016

| | Note | 2016 £000 | 2016 £000 | 2015 £000 | 2015 £000 |
|---|------|---------------|----------------|----------------|----------------|
| ASSETS EMPLOYED | | | | | |
| FIXED ASSETS | | | | | |
| Financial assets | 11 | | 419,821 | | 413,805 |
| CURRENT ASSETS | | | | | |
| Debtors falling due within one year | 14 | 83 | | 24 | |
| Cash at bank | | 26,034 | | 27,166 | |
| | | <u>26,117</u> | | <u>27,190</u> | |
| | | | <u>445,938</u> | | <u>440,995</u> |
| FINANCED BY | | | | | |
| EQUITY SHAREHOLDERS' FUNDS / (DEFICIT) | | | | | |
| Called up share capital | 15 | 12 | | 12 | |
| Cash flow hedging reserve | 16 | 38 | | (179) | |
| Profit and loss account | 16 | 1,997 | | 35 | |
| | | | <u>2,047</u> | <u>(132)</u> | |
| PROVISIONS FOR LIABILITIES | 17 | | 958 | | 923 |
| CREDITORS | | | | | |
| Amounts falling due within one year | 18 | 7,402 | | 9,234 | |
| Amounts falling due after more than one year | 18 | 435,531 | | 430,970 | |
| | | | <u>442,933</u> | <u>440,204</u> | |
| | | | <u>445,938</u> | <u>440,995</u> | |

These Financial Statements were approved by the Board of Directors on 26 January 2017.

Signed on behalf of the Board of Directors



R D Shelton

Director

PARAGON MORTGAGES (NO.8) PLC

STATEMENT OF MOVEMENT IN EQUITY

YEAR ENDED 30 SEPTEMBER 2016

| | Share capital £000 | Cash flow hedging reserve £000 | Profit and loss account £000 | Total equity £000 |
|--|-----------------------|--------------------------------------|------------------------------------|-------------------------|
| <i>Total comprehensive income for the year</i> | | | | |
| Profit for the year | - | - | 1,962 | 1,962 |
| Other comprehensive income | - | 217 | - | 217 |
| Total comprehensive income for the year | - | 217 | 1,962 | 2,179 |
| Opening equity | 12 | (179) | 35 | (132) |
| Closing equity | 12 | 38 | 1,997 | 2,047 |

YEAR ENDED 30 SEPTEMBER 2015

| | Share capital £000 | Cash flow hedging reserve £000 | Profit and loss account £000 | Total equity £000 |
|--|-----------------------|--------------------------------------|------------------------------------|-------------------------|
| <i>Total comprehensive income for the year</i> | | | | |
| Loss for the year | - | - | (276) | (276) |
| Other comprehensive income | - | (79) | - | (79) |
| Total comprehensive income for the year | - | (79) | (276) | (355) |
| Opening equity | 12 | (100) | 311 | 223 |
| Closing equity | 12 | (179) | 35 | (132) |

NOTES TO THE ACCOUNTS

YEAR ENDED 30 SEPTEMBER 2016

1. GENERAL INFORMATION

Paragon Mortgages (No.8) PLC ('the Company') is a company domiciled in the United Kingdom and incorporated in England and Wales under the Companies Act 2006 with company number 04513172. The address of the registered office is 51 Homer Road, Solihull, West Midlands, B91 3QJ. The nature of the Company's operations and its principal activities are set out in the Strategic Report.

These financial statements are presented in pounds sterling, which is the currency of the economic environment in which the Company operates.

2. ACCOUNTING POLICIES

The Financial Statements have been prepared in accordance with applicable UK accounting standards. Disclosures have been made in accordance with Financial Reporting Standard 101 – 'Reduced Disclosure Framework' ('FRS 101').

As permitted by FRS 100 – 'Application of Financial Reporting Requirements' ('FRS 100') the Company has applied the measurement and recognition requirements of International Financial Reporting Standards ('IFRS') as adopted by the EU, but makes amendments where necessary in order to comply with the Companies Act 2006 and has set out below where advantage of disclosure exemptions provided by FRS 101 has been taken.

On its transition to FRS 101 the Company has applied IFRS 1 – 'First-time Adoption of IFRS' whilst ensuring its assets and liabilities are measured in compliance with FRS 101. An explanation of how the transition to FRS 101 has affected the reported financial position and performance of the Company is provided in note 3.

Accounting convention

The Financial Statements are prepared under the historical cost convention, except as required in the valuation of certain financial instruments which are carried at fair value.

Going concern

The Financial Statements have been prepared on a going concern. The directors have a reasonable expectation that the Company will have adequate resources to continue in operational existence for the foreseeable future. For this reason, they continue to adopt the going concern basis in preparing the Financial Statements.

Loans to customers

Loans to customers are considered to be 'loans and receivables' as defined by International Accounting Standard 39 – 'Financial Instruments: Recognition and Measurement' ('IAS 39'). They are therefore accounted for on the amortised cost basis.

Such loans are valued at inception as the amount of initial advance, which is the fair value at that time, inclusive of procurement fees paid to brokers or other business providers and less initial fees paid by the customer. Thereafter they are valued at this amount less the cumulative amortisation calculated using the Effective Interest Rate ('EIR') method. The loan balances are then reduced where necessary by a provision for balances which are considered to be impaired.

The EIR method spreads the expected net income arising from a loan over its expected life. The EIR is that rate of interest which, at inception, exactly discounts the expected future cash payments and receipts arising from the loan to the initial carrying amount.

The Company's policy is to hedge against any exposure to fixed rate loan assets (note 5).

NOTES TO THE ACCOUNTS

YEAR ENDED 30 SEPTEMBER 2016

2. ACCOUNTING POLICIES (CONTINUED)

Impairment of loans and receivables

Loans and receivables are reviewed for indications of possible impairment throughout the year and at each balance sheet date in accordance with IAS 39. Where loans exhibit objective evidence of impairment (a 'loss event') the carrying value of the loans is reduced to the net present value of their expected future cash flows, including the value of the potential realisation of any security (net of sales costs) discounted at the original EIR.

Within its buy-to-let portfolio the Group utilises a receiver of rent process, whereby the receiver stands between the landlord and tenant and will determine an appropriate strategy for dealing with any delinquency. This strategy may involve the immediate sale of any underlying security or the short or long term letting of the property to cover arrears and principal shortfalls. Properties in receivership are either returned to their landlord owners or sold.

Loss events reflect both loans that display delinquency in contractual payments of principal or interest or, for buy-to-let loans in receivership but up to date at the balance sheet date, properties where the receiver adopts a sale strategy, where a shortfall may or may not arise.

In addition to loans where loss events are evident, loans are also assessed collectively, grouped by risk characteristics and account is taken of any impairment arising due to events which are believed to have taken place but have not been specifically identified at the balance sheet date. Collective impairment provisions are calculated for each key portfolio based on recent historical performance, with adjustments for expected changes in losses based on management's judgement.

For financial accounting purposes provisions for impairments of loans to customers when first recognised in the income statement are held in an allowance account. These balances are released to offset against the gross value of the loan when it is written off to profit and loss on the administration system. After this point a salvage balance may be held in respect of any further recoveries expected on the loan.

Cash at bank

Balances shown as cash at bank in the balance sheet comprise demand deposits and short-term deposits with banks with initial maturities of not more than 90 days.

Current tax

Current tax, including UK corporation tax, is provided at amounts expected to be paid (or recovered) using the tax rates and laws that have been enacted or substantively enacted by the balance sheet date.

Deferred taxation

Deferred taxation is provided in full on temporary differences that result in an obligation at the balance sheet date to pay more tax, or a right to pay less tax, at a future date, at rates expected to apply when they crystallise based on current tax rates and law. Deferred tax assets are recognised to the extent that it is regarded as probable that they will be recovered. As required by IAS 12 – 'Income Taxes', deferred tax assets and liabilities are not discounted to take account of the expected timing of realisation.

Borrowings

Borrowings are carried in the balance sheet on the amortised cost basis. The initial value recognised includes the principal amount received less any discount on issue or costs of issuance.

Interest and all other costs of the funding are expensed to the profit and loss account as interest payable over the term of the borrowing on an Effective Interest Rate basis.

NOTES TO THE ACCOUNTS

YEAR ENDED 30 SEPTEMBER 2016

2. ACCOUNTING POLICIES (CONTINUED)

Derivative financial instruments

Derivative instruments utilised by the Company comprise currency swaps and interest rate swaps. All such instruments are used for hedging purposes to alter the risk profile of the existing underlying exposure of the Company in line with the Company's risk management policies (note 5).

The Company does not enter into speculative derivative contracts.

All derivatives are carried in the balance sheet at fair value, as assets where the value is positive or as liabilities where the value is negative. Fair value is based on market prices, where a market exists. If there is no active market, fair value is calculated using present value models which incorporate assumptions based on market conditions and are consistent with accepted economic methodologies for pricing financial instruments. Changes in the fair value of derivatives are recognised in the profit and loss account, except where such amounts are permitted to be taken to equity as part of the accounting for a cash flow hedge.

Hedging

For all hedges, the Company documents, at inception, the relationship between the hedging instruments and the hedged items, as well as its risk management strategy and objectives for undertaking the transaction. The Company also documents its assessment, both at hedge inception and on an ongoing basis, of whether the hedging arrangements put in place are considered to be 'highly effective' as defined by IAS 39.

For a fair value hedge, as long as the hedging relationship is deemed 'highly effective' and meets the hedging requirements of IAS 39, any gain or loss on the hedging instrument recognised in income can be offset against the fair value loss or gain arising from the hedged item for the hedged risk. For macro hedges (hedges of interest rate risk for a portfolio of loan assets) this fair value adjustment is disclosed in the balance sheet alongside the hedged item, for other hedges the adjustment is made to the carrying value of the hedged asset or liability. Only the net ineffectiveness of the hedge is charged or credited to income. Where a fair value hedge relationship is terminated, or deemed ineffective, the fair value adjustment is amortised over the remaining term of the underlying item.

Where a derivative is used to hedge the variability of cash flows of an asset or liability, it may be designated as a cash flow hedge so long as this relationship meets the hedging requirements of IAS 39. For such an instrument the effective portion of the change in the fair value of the derivative is taken initially to equity, with the ineffective part taken to profit or loss. The amount taken to equity is released to the profit and loss account at the same time as the hedged item affects the profit and loss account. Where a cash flow hedge relationship is terminated, or deemed ineffective, the amount taken to equity will remain there until the hedged transaction is recognised, or is no longer highly probable.

Amounts owed by or to group companies

The balances owed by or to other group companies are carried at the current amount outstanding less any provision.

Revenue

The revenue of the Company comprises interest receivable and other income. The accounting policy for the recognition of each element of revenue is described separately within these accounting policies.

Fee and commission income

Other income includes administration fees charged to borrowers, which are credited to the profit and loss account when the related service is performed.

NOTES TO THE ACCOUNTS

YEAR ENDED 30 SEPTEMBER 2016

2. ACCOUNTING POLICIES (CONTINUED)

Foreign currency

Foreign currency transactions, assets and liabilities are accounted for in accordance with International Accounting Standard 21 – ‘The Effects of Changes in Foreign Exchange Rates’. The functional currency of the Company is pound sterling. Transactions which are not denominated in sterling are translated into sterling at the spot rate of exchange on the date of the transaction. Monetary assets and liabilities which are not denominated in sterling are translated at the closing rate on the balance sheet date.

Gains and losses on retranslation are included in interest payable or interest receivable depending on whether the underlying instrument is an asset or a liability, except where deferred in equity in accordance with cash flow hedging provisions of IAS 39.

Deferred purchase consideration

Under the Mortgage sale agreement profits from the company are paid up to the companies which originated the loans by way of deferred purchase consideration. Deferred purchase consideration is recognised in which it becomes payable and is paid when sufficient cash resources allow. Paragon Mortgages (No. 2) PLC and Arianty No.1 PLC, to whom deferred purchase consideration is paid, are fellow group companies.

Disclosures

In preparing these financial statements the Company has taken advantage of the exemptions from disclosure provided by FRS 101 in respect of:

- The requirement to produce a cash flow statement and related notes
- The requirement to provide comparative period reconciliations in respect of share capital
- Disclosures in respect of transactions with wholly owned subsidiaries
- Disclosures in respect of capital management
- The effects of new, but not yet effective IFRSs
- Disclosures in respect of key management personnel
- Disclosures of transactions with a management entity which provides key management personnel services to the Company

As the consolidated financial statements of The Paragon Group of Companies PLC, the ultimate parent undertaking of the Company, include equivalent disclosures the Company has also taken advantage of these further exemptions provided by FRS 101:

- Certain disclosures required by IFRS 13 – ‘Fair Value Measurement’
- Certain disclosures required by IFRS 7 – ‘Financial Instruments Disclosures’

The Company presently intends to continue to apply these exemptions in future periods.

NOTES TO THE ACCOUNTS

YEAR ENDED 30 SEPTEMBER 2016

3. TRANSITION TO FRS 101

As stated in note 2 these are the first financial statements prepared by the Company in accordance with FRS 100 and FRS 101. The accounting policies used in drawing up the financial statements for the year ended 30 September 2016 are set out in note 2 and these have also been applied in preparing the comparative information presented in these financial statements.

In preparing these accounts the Company has not been required to adjust amounts presented in its balance sheet under old UK GAAP. This is a result of the old UK Accounting Standards principally affecting the Company's accounting, FRS 25 – 'Financial Instruments: Presentation' and FRS 26 – 'Financial Instruments: Recognition and Measurement' being equivalent to their IFRS counterparts IAS 32 - 'Financial Instruments: Presentation' and IAS 39.

The principal presentational adjustment has been the combination of the Company's short term investment balances, representing investments with original maturities of more than 7 but less than 90 days, with cash balances for disclosure.

4. CRITICAL ACCOUNTING ESTIMATES

Certain balances reported in the Financial Statements are based wholly or in part on estimates or assumptions made by the directors. There is, therefore, a potential risk that they may be subject to change in future periods. The most significant of these are:

Impairment losses on loans to customers

Impairment losses on loans are calculated based on statistical models. The key assumptions revolve around estimates of future cash flows from customer's accounts, their timing and, for secured accounts, the expected proceeds from the realisation of the property. These key assumptions are based on observed data from historical patterns and are updated regularly based on new data as it becomes available.

In addition the directors consider how appropriate past trends and patterns might be in the current economic situation and make any adjustments they believe are necessary to reflect the current conditions.

The accuracy of the impairment calculations would therefore be affected by unexpected changes to the economic situation, variances between the models used and the actual results or assumptions which differ from the actual outcomes.

In particular, if the impact of economic factors such as employment levels on customers is worse than is implicit in the model then the number of accounts requiring provision might be greater than suggested by the model, while falls in house prices, over and above any assumed by the model might increase the provision required in respect of accounts currently provided.

Effective interest rates

In order to determine the EIR applicable to loans and borrowings an estimate must be made of the expected life of each loan and hence the cash flows relating thereto. For purchased accounts this will involve estimating the likely future performance of the accounts at the time of acquisition. These estimates are based on historical data and reviewed regularly. For purchased accounts historical data obtained from the vendor will be examined. The accuracy of the EIR applied would therefore be compromised by any differences between actual repayment profiles and that predicted, which in turn would depend directly or indirectly on customer behaviour.

Fair values

Where financial assets and liabilities are carried at fair value, in the majority of cases this can be derived by reference to quoted market prices. Where such a quoted price is not available the valuation is based on cash flow models, based, where possible on independently sourced parameters. The accuracy of the calculation would therefore be affected by unexpected market movements or other variances in the operation of the models or the assumptions used.

NOTES TO THE ACCOUNTS

YEAR ENDED 30 SEPTEMBER 2016

5. FINANCIAL RISK MANAGEMENT

The Company's operations are financed principally by floating rate, asset backed loan notes and, to a lesser extent, by a mixture of share capital and loans from other group companies. The Company issues financial instruments to finance the acquisition of its portfolio of loans to customers and uses derivative financial instruments to hedge interest rate risk arising from fixed rate lending. In addition, various financial instruments, for example debtors and accruals, arise directly from the Company's operations.

The principal risks arising from the Company's financial instruments are credit risk, liquidity risk and interest rate risk. The board of the Company's holding company reviews and agrees policies for all companies in the Group managing each of these risks and they are summarised below. These policies have remained unchanged throughout the year and since the year end.

Credit risk

The Company's credit risk is primarily attributable to its loans to customers. The maximum credit risk at 30 September 2016 approximates to the carrying value of loans to customers (note 12). There are no significant concentrations of credit risk due to the large number of customers included in the portfolios.

The Company acquired mortgages from Paragon Mortgages Limited and Arianty (No.1) PLC, fellow group companies which place strong emphasis on good credit management at the time of underwriting new loans.

The acquired mortgages are secured by first charges over residential properties in the United Kingdom. Despite this security, in assessing credit risk an applicant's ability to repay the loan remains the overriding factor in the decision to lend by the originating lender. Additionally, each mortgage has the benefit of one or more life assurance policies and certain mortgages have the benefit of a mortgage guarantee indemnity insurance policy.

Paragon Finance PLC and Mortgages Trust Services PLC, fellow group companies, continues to administer the mortgages on behalf of Paragon Mortgages (No.8) PLC and the collections process is the same as that utilised for all companies in the group.

In order to control credit risk relating to counterparties to the Company's financial instruments, the board of the Company's holding company determines on a group basis, which counterparties the group of companies will deal with, establishes limits for each counterparty and monitors compliance with those limits.

Liquidity risk

The Company's assets are principally financed by asset backed loan notes issued through the securitisation process. Details of the Company's borrowings are given in notes 18 and 19. Securitisation effectively eliminates the Company's liquidity risk by matching the maturity profile of the Company's funding to the profile of the assets to be funded.

Interest rate risk

The Company's policy is to maintain floating rate liabilities and match these with floating rate assets by the use of interest rate swap agreements.

The rates payable on the asset backed loan notes issued by the Company are reset quarterly on the basis of LIBOR or EURIBOR. The Company's assets predominantly bear LIBOR linked interest rates or are hedged fixed rate assets. The interest rates charged on the Company's variable rate loan assets are determined by reference to, inter alia, the Company's funding costs and the rates being charged on similar products in the market. Generally this ensures the matching of changes in interest rates on the Company's loan assets and borrowings and any exposure arising on the interest rate resets is relatively short term.

In part, the Company's interest rate hedging objectives are achieved by the controlled mismatching of the dates on which instruments mature, redeem or have their interest rates reset.

NOTES TO THE ACCOUNTS

YEAR ENDED 30 SEPTEMBER 2016

5. FINANCIAL RISK MANAGEMENT (CONTINUED)

Currency risk

All of the Company's assets and liabilities are denominated in sterling with the exception of the asset backed loan notes denominated in euros, described in note 19. Although IAS 39 requires that they be accounted for as currency liabilities and valued at their spot rates, it was a condition of the issue of these notes that the interest rate and currency swaps were put in place for the duration of the borrowing, having the effect of converting the liability to a LIBOR linked floating rate sterling borrowing. As a result the Company has no material exposure to foreign currency risk.

The equivalent sterling principal amounts of notes in issue under these arrangements, and their carrying values at 30 September 2016 and 30 September 2015 are:

| | 2016 Equivalent sterling principal £000 | 2016 Carrying value £000 | 2015 Equivalent sterling principal £000 | 2015 Carrying value £000 |
|------------|---|-----------------------------------|---|-----------------------------------|
| Euro notes | 177,953 | 221,577 | 190,890 | 202,884 |

Use of derivative financial instruments

The Company uses derivative financial instruments for risk management purposes. Such instruments are used only to limit the exposure of the Company to movements in market interest or exchange rates, as described above.

It is, and has been throughout the year under review, the Company's policy that no trading in financial instruments shall be undertaken, and hence all of the Company's derivative financial instruments are for commercial hedging purposes. These are used to protect the Company from exposures principally arising from fixed rate lending and borrowings denominated in foreign currencies. Hedge accounting is applied where appropriate, though it should be noted that some derivatives, while forming part of an economic hedge relationship, do not qualify for this accounting treatment under IAS 39 either because natural accounting offsets are expected, or obtaining hedge accounting would be especially onerous.

The Company has also designated cash flow hedging relationships, principally arising from currency borrowings, where a specified foreign exchange basis swap, set up as part of the terms of the borrowing is used.

Fair values of financial assets and financial liabilities

Derivative financial instruments are stated at their fair values in the accounts. The Group uses a number of techniques to determine the fair values of its derivative assets and liabilities, for which observable prices in active markets are not available. These are principally present value calculations based on estimated future cash flows arising from the instruments, discounted using a risk adjusted interest rate. The principal inputs to these valuation models are LIBOR benchmark interest rates for the currencies in which the instruments are denominated, sterling, euros and dollars. The cross currency basis swaps have a notional principal related to the outstanding currency borrowings and therefore the estimated rate of repayment of these notes also affects the valuation of the swaps. In order to determine the fair values the management applies valuation adjustments to observed data where that data would not fully reflect the attributes of the instrument being valued, such as particular contractual features or the identity of the counterparty. The management reviews the models used on an ongoing basis to ensure that the valuations produced are reasonable and reflect all relevant factors. Details of these assets are given in note 13.

NOTES TO THE ACCOUNTS

YEAR ENDED 30 SEPTEMBER 2016

6. INTEREST PAYABLE AND SIMILAR CHARGES

| | 2016 £000 | 2015 £000 |
|-------------------------------------|--------------|--------------|
| Asset backed loan notes | 4,502 | 4,733 |
| Subordinated loan interest | 870 | 866 |
| Interest payable to group companies | 247 | 298 |
| | <u>5,619</u> | <u>5,897</u> |

Included within the asset backed loan notes balance is an amount of £97,000 (2015: £102,000) that was paid to fellow subsidiaries of The Paragon Group of Companies PLC.

7. DIRECTORS AND EMPLOYEES

Directors' remuneration from the Company during the year is stated in note 9.

The Company had no employees in the current or preceding year. All administration is performed by employees of the Group. The directors of the Company, with the exception of J Fairrie, D P Stolp and J P Nowacki, are employed by Paragon Finance PLC, a fellow group company, and their remuneration is disclosed within the financial statements of that company, which do not form part of this Report.

8. PROVISIONS FOR LOSSES

| | 2016 £000 | 2015 £000 |
|---|--------------|--------------|
| (Release of provision) / impairment of financial assets | | |
| First mortgage loans (note 12) | (98) | 352 |
| | <u>(98)</u> | <u>352</u> |

9. OPERATING PROFIT / (LOSS), BEING PROFIT / (LOSS) ON ORDINARY ACTIVITIES BEFORE TAXATION

| | 2016 £000 | 2015 £000 |
|--|--------------|--------------|
| Operating profit / (loss) is after charging: | | |
| Directors' fees | 3 | 3 |
| Auditor remuneration - audit services | 8 | 8 |
| Deferred purchase consideration | 226 | 243 |
| | <u>237</u> | <u>254</u> |

Non audit fees provided to the Group are disclosed in the accounts of the parent company and the exemption from disclosure of fees payable to the Company's auditor in respect to non-audit services in these Financial Statements has been taken.

NOTES TO THE ACCOUNTS

YEAR ENDED 30 SEPTEMBER 2016

10. TAX ON PROFIT / (LOSS) ON ORDINARY ACTIVITIES

a) Tax charge / (credit) for the year

| | 2016 £000 | 2015 £000 |
|---|--------------|--------------|
| Current tax | | |
| Corporation tax | 476 | 111 |
| Total current tax | <u>476</u> | <u>111</u> |
| Deferred tax (note 17) | | |
| Origination and reversal of timing differences | 31 | (150) |
| Rate change | (50) | 4 |
| Total deferred tax | <u>(19)</u> | <u>(146)</u> |
| Tax charge / (credit) on profit / (loss) on ordinary activities | <u>457</u> | <u>(35)</u> |

b) Factors affecting the tax charge / (credit) for the year

| | 2016 £000 | 2015 £000 |
|---|--------------|--------------|
| Profit / (loss) before tax | 2,420 | (311) |
| UK corporation tax at 20% (2015: 20.5%) based on the profit / (loss) for the year | 484 | (64) |
| Effects of: | | |
| Change in rate of taxation on deferred tax balances | (50) | 4 |
| Non-deductible expenses | 23 | 25 |
| Tax charge / (credit) for the year | <u>457</u> | <u>(35)</u> |

During the year ended 30 September 2013 the UK Government enacted provisions reducing the rate of corporation tax from 21.0% to 20.0% from 1 April 2015.

During the year ended 30 September 2015 the Government announced provisions further reducing the rate of corporation tax to 19.0% with effect from 1 April 2017 and to 18.0% from 1 April 2020 which were substantially enacted during the year. The tax rate applying from 1 April 2020 was further reduced to 17% during the year.

Therefore, the standard rate of corporation tax applicable to the Company for the year ended 30 September 2016 was 20.0%, the rate in the year ended 30 September 2017 is expected to be 19.5%, the rate in the years ending 30 September 2018 and 30 September 2019 are expected to be 19.0%, the rate in the year ending 30 September 2020 is expected to be 18.0% and the rate in subsequent years is expected to be 17.0%. The expected impact on deferred tax balances of the changes to 19.0% and 17.0% was accounted for in the year ended 30 September 2016.

NOTES TO THE ACCOUNTS

YEAR ENDED 30 SEPTEMBER 2016

11. FINANCIAL ASSETS

| | 2016 £000 | 2015 £000 |
|---------------------------------------|----------------|----------------|
| Loans to customers (note 12) | 376,571 | 402,509 |
| Derivative financial assets (note 13) | 43,250 | 11,296 |
| | <u>419,821</u> | <u>413,805</u> |

12. LOANS TO CUSTOMERS

Loans to customers at 30 September 2016 and 30 September 2015, which are all denominated and payable in sterling, were first mortgages which are secured on residential property within the United Kingdom and are categorised as loans and receivables as defined by IAS 39.

Mortgage loans have a contractual term of up to thirty years, the borrower is entitled to settle the loan at any point and in most cases such early settlement does take place. All borrowers are required to make monthly payments, except where an initial deferred period is included in the contractual terms.

All the mortgage loans are pledged as collateral for asset backed loan notes at 30 September 2016 and 30 September 2015.

| | 2016 £000 | 2015 £000 |
|--------------------------------------|----------------|----------------|
| Balance at 1 October 2015 | 402,509 | 422,254 |
| Additions | 776 | 621 |
| Other debits | 9,814 | 9,353 |
| Provision credit / (charge) (note 8) | 98 | (352) |
| Repayments and redemptions | (36,626) | (29,367) |
| Balance at 30 September 2016 | <u>376,571</u> | <u>402,509</u> |

Other debits include primarily interest charged to customers on loans outstanding and other changes in the amortised cost of the assets caused by the effective interest rate method.

NOTES TO THE ACCOUNTS

YEAR ENDED 30 SEPTEMBER 2016

13. DERIVATIVE FINANCIAL ASSETS AND LIABILITIES

All of the Company's financial derivatives are held for economic hedging purposes, although not all may be designated for hedge accounting in accordance with the provisions of IAS 39. The analysis below therefore splits derivatives between those accounted for as hedges and those which, while representing an economic hedge do not qualify for this treatment.

| | 2016 | 2016 | 2016 | 2015 | 2015 | 2015 |
|----------------------------------|----------|--------|-------------|----------|--------|-------------|
| | Notional | Assets | Liabilities | Notional | Assets | Liabilities |
| | amount | | | amount | | |
| | £000 | £000 | £000 | £000 | £000 | £000 |
| Derivatives in accounting | | | | | | |
| hedge relationships | | | | | | |
| <i>Cash flow hedges</i> | | | | | | |
| Foreign exchange basis | | | | | | |
| swaps | 177,953 | 43,250 | - | 190,889 | 11,296 | - |
| | <hr/> | <hr/> | <hr/> | <hr/> | <hr/> | <hr/> |
| | 177,953 | 43,250 | - | 190,889 | 11,296 | - |
| | <hr/> | <hr/> | <hr/> | <hr/> | <hr/> | <hr/> |
| Total recognised derivative | | | | | | |
| assets / (liabilities) | 177,953 | 43,250 | - | 190,889 | 11,296 | - |

14. DEBTORS

| | 2016 | 2015 |
|--------------------------------------|-------|-------|
| | £000 | £000 |
| Amounts falling due within one year: | | |
| Amounts owed by group companies | 63 | - |
| Prepayments and accrued income | 20 | 24 |
| | <hr/> | <hr/> |
| | 83 | 24 |
| | <hr/> | <hr/> |

NOTES TO THE ACCOUNTS

YEAR ENDED 30 SEPTEMBER 2016

15. CALLED UP SHARE CAPITAL

| | 2016 £ | 2015 £ |
|--|---------------|---------------|
| Allotted: | | |
| 49,998 ordinary shares of £1 each (25p called up and paid) | 12,500 | 12,500 |
| 2 ordinary shares of £1 each (fully paid) | 2 | 2 |
| | <u>12,502</u> | <u>12,502</u> |

16. RESERVES

| | Profit and loss account £000 | Cash flow hedging reserve £000 | Total reserves £000 |
|---|------------------------------------|--------------------------------------|---------------------------|
| At 1 October 2014 | 311 | (100) | 211 |
| Loss for the financial year | (276) | - | (276) |
| Movement in fair value of hedging derivatives net of tax | - | (79) | (79) |
| Dividend paid | - | - | - |
| At 30 September 2015 | <u>35</u> | <u>(179)</u> | <u>(144)</u> |
| Profit for the financial year | 1,962 | - | 1,962 |
| Movement in fair value of hedging derivatives net of tax | - | 217 | 217 |
| At 30 September 2016 | <u>1,997</u> | <u>38</u> | <u>2,035</u> |

An interim dividend of £nil per share was paid during the year (2015: £nil per share). No final dividend is proposed (2015: £nil).

17. PROVISIONS FOR LIABILITIES

Deferred tax

The movements in the net liability for deferred tax are as follows:

| | 2016 £000 | 2015 £000 |
|---|--------------|--------------|
| Balance at 1 October 2015 | 923 | 1,089 |
| Charge / (credit) to equity | 54 | (20) |
| Profit and loss charge / (credit) (note 10) | 31 | (150) |
| Rate change (note 10) | (50) | 4 |
| Balance at 30 September 2016 | <u>958</u> | <u>923</u> |

The net deferred tax liability for which provision has been made is analysed as follows:

| | | |
|--------------------------|------------|------------|
| Other timing differences | <u>958</u> | <u>923</u> |
|--------------------------|------------|------------|

NOTES TO THE ACCOUNTS

YEAR ENDED 30 SEPTEMBER 2016

18. CREDITORS

| | 2016 | 2015 |
|--------------------------------------|--------------|--------------|
| | £000 | £000 |
| Amounts falling due within one year: | | |
| Amounts due to group companies | 5,135 | 7,118 |
| Corporation tax | 476 | 111 |
| Accruals and deferred income | 1,791 | 2,005 |
| | <u>7,402</u> | <u>9,234</u> |

Included within the accruals and deferred income balance is an amount of £490,000 (2015: £515,000) due to fellow subsidiaries of The Paragon Group of Companies PLC.

| | 2016 | 2015 |
|---|----------------|----------------|
| | £000 | £000 |
| Amounts falling due after more than one year: | | |
| Asset backed loan notes | 373,319 | 400,441 |
| Asset backed loan notes – fair value adjustment | 43,203 | 11,520 |
| | <u>416,522</u> | <u>411,961</u> |
| Intercompany subordinated loan | 19,009 | 19,009 |
| | <u>435,531</u> | <u>430,970</u> |

Included within the asset backed loan notes balance is an amount of £5,005,000 (2015: £5,369,000) due to fellow subsidiaries of The Paragon Group of Companies PLC.

The Company's securitisation borrowings are denominated in sterling and euros. All currency borrowings are swapped at inception so that they have the effect of sterling borrowings. These swaps provide an effective hedge against exchange rate movements, but the requirement to carry them at fair value leads, when exchange rates have moved significantly since the issue of the notes, to large balances for the swaps being carried in the balance sheet. This is currently the case with all foreign currency swaps, although the credit balance is compensated for by retranslating the borrowings at the current exchange rate. A maturity analysis and further details of the asset backed loan notes are given in note 19.

NOTES TO THE ACCOUNTS

YEAR ENDED 30 SEPTEMBER 2016

19. BORROWINGS

The mortgage backed floating rate notes are secured over a portfolio comprising variable rate mortgage loans secured by first charges over residential properties in the United Kingdom. The notes are subject to mandatory redemption in part on each interest payment date in an amount equal to the principal received or recovered in respect of the mortgage. As a result of this structure, cash received in respect of loan assets is not immediately available for distribution. At 30 September 2016, the amount of restricted cash and investments held within the Company was £26,034,000 (2015: £27,166,000). The maturity date of the notes matches the maturity date of the underlying assets. It is likely that a substantial proportion of these notes will be repaid within five years.

The Company had the option to repay all of the notes at an earlier date (the 'call date'), or at any interest payment date thereafter, at the outstanding principal amount.

Interest is payable at a fixed margin above:

- the London Interbank Offered Rate ('LIBOR') on notes denominated in sterling; and
- the Euro Interbank Offered Rate ('EURIBOR') on notes denominated in euros.

All payments in respect of the notes are required to be made in the currency in which they are denominated.

Notes in issue at 30 September 2016 and 30 September 2015 were:

| Notes | Maturity date | Call date | Principal outstanding | | Note margin | |
|-------|---------------|--------------|-----------------------|-------|-------------|-------|
| | | | 2016 | 2015 | 2016 | 2015 |
| | | | £m | £m | | |
| 'A2a' | April 2035 | October 2008 | 147.0 | 157.7 | 0.38% | 0.38% |
| 'B1a' | April 2044 | October 2008 | 48.6 | 52.1 | 1.30% | 1.30% |
| | | | €m | €m | | |
| 'A2b' | April 2035 | October 2008 | 218.3 | 234.2 | 0.36% | 0.36% |
| 'B1b' | April 2044 | October 2008 | 37.3 | 40.1 | 1.20% | 1.20% |

All of the above notes are listed on the main market of the London Stock Exchange.

There is a subordinated loan facility under which an amount was drawn down by the Company to establish the first loss fund, which is repayable to Paragon Finance PLC on the earlier of the last interest payment date in April 2044 or the first day on which there are no notes outstanding, except that on any interest payment date sums borrowed will be repaid to the extent of any amount released from the first loss fund. Interest is payable at the rate of 4% above the London Interbank Offered Rate for three month sterling deposits.

There are no amounts of committed but undrawn facilities at 30 September 2016 and September 2015.

20. ULTIMATE PARENT COMPANY

The smallest and largest group into which the Company is consolidated, and the Company's immediate and ultimate parent company and ultimate controlling party is The Paragon Group of Companies PLC, a company registered in England and Wales.

Copies of the Group's financial statements are available from that company's registered office at 51 Homer Road, Solihull, West Midlands, B91 3QJ.