


COMPANY NO. 2763688

REGISTERED OFFICE: Park Gate, 161-163 Preston Road, Brighton, BN1 6AU

# RiverStone Insurance Limited

## 2016 Annual Report

SATURDAY



\*A66TQR8P\*

A01

20/05/2017

#222

COMPANIES HOUSE

**RiverStone Insurance Limited (Company No. 2763688)**  
**Annual Report**  
**For the year ended 31<sup>st</sup> December 2016**

---

<b>Contents</b>	<b>Page</b>
Directors and Administration	3
Strategic Report	4
Directors' Report	6
Independent Auditors' Report to the Members of RiverStone Insurance Limited	8
Profit and Loss Account	10
Statement of Comprehensive Income	11
Balance Sheet	12
Statement of Changes in Equity	13
Notes to the Financial Statements	14

**RiverStone Insurance Limited (Company No. 2763688)**  
**Directors and Administration**  
**For the year ended 31<sup>st</sup> December 2016**

---

**Directors**

M. J. Bannister  
N. C. Bentley  
C. J. W. Czapiewski - Independent Non-Executive Director  
L. A. Hemsley  
A. J. E. Masterson - Independent Non-Executive Chairman  
T. A. Riddell - Independent Non-Executive Director  
L. R. Tanzer

**Company Secretaries**

F. Henry  
S. L. Garrod

**Registered Office**

Park Gate  
161-163 Preston Road  
Brighton  
BN1 6AU

**Independent Auditors**

PricewaterhouseCoopers LLP  
Chartered Accountants and Statutory Auditors  
7 More London Riverside  
London  
SE1 2RT

**Website**

[www.rsml.co.uk](http://www.rsml.co.uk)

# **RiverStone Insurance Limited (Company No. 2763688)**

## **Strategic Report**

### **For the year ended 31<sup>st</sup> December 2016**

---

The Directors have pleasure in presenting the Strategic Report of RiverStone Insurance Limited (“RiverStone Insurance” or “the Company”) for the year ended 31<sup>st</sup> December 2016.

#### **Ownership**

RiverStone Insurance is a wholly owned subsidiary of RiverStone Holdings Limited (“RiverStone Holdings”) which is registered in England and Wales. The ultimate parent company is Fairfax Financial Holdings Limited (“Fairfax”) which is registered in Canada and listed on the Toronto Stock Exchange. The registered office of Fairfax is 95 Wellington Street West, Suite 800, Toronto, Ontario, Canada, M5J 2N7.

#### **Principal Activity**

RiverStone Insurance ceased writing new business during the course of 2012 and has since been in runoff. RiverStone Insurance is authorised to carry on all classes of general insurance business and is engaged in the runoff of the assets and liabilities associated with the insurance and reinsurance business previously written.

The operations of RiverStone Insurance are administered by RiverStone Management Limited (“RiverStone Management”), which is a fellow subsidiary of RiverStone Holdings.

#### **Business Review**

##### ***Results and Performance***

The results for the year set out in the profit and loss account show a loss for the financial year of £14 million (2015: £3.6 million).

Following the decision to cease writing new business during 2012, RiverStone Insurance’s primary focus has been the settlement of its policyholder obligations and recovery of reinsurance assets in an efficient and economic manner.

The balance on the technical account for general business for the year amounts to a profit of £10.8 million (2015: £17.1 million). The gain comprises a release of net technical provisions of £8.5 million and a release from the equalisation provision of £5.8 million, less an decrease to net premiums written of £649,000 and net operating expenses of £2.8 million.

The loss on ordinary activities before tax amounts to £18.7 million (2015: £4.1 million) and comprises the gain on the technical account for general business plus net investment losses of £18.8 million and foreign exchange losses of £10.7 million. Taxation amounts to a credit of £4.7 million (2015: £522,000) for the year.

Total shareholders’ funds have decreased to £241.9 million from £258.4 million at the end of 2016. The decrease in total shareholders’ funds from the end of 2015 includes the loss for the financial year of £14 million, actuarial losses recognised in the year in respect of the defined benefit pension plan of £3.1 million, and the associated deferred tax credit of £523,000.

**RiverStone Insurance Limited (Company No. 2763688)**  
**Strategic Report**  
**For the year ended 31<sup>st</sup> December 2016**

---

***Performance Measurement***

RiverStone Insurance has made continued progress throughout 2016 in relation to key elements of its strategy through continued reduction in gross loss reserves and reinsurance recoverables. During the year, gross loss reserves have reduced by 20% (26% excluding the impact of foreign exchange) and reinsurance recoverables have reduced by 9% (15% excluding the impact of foreign exchange). RiverStone Insurance's Solvency II own funds capital and capital cover as at the end of the year are as follows:

Solvency II Own Funds	£183 million
Coverage over regulatory requirement	168%

***Strategy and Future Developments***

RiverStone Insurance's primary focus is to conduct a timely and efficient run-off of its liabilities and it will work towards a strategy to settle all outstanding liabilities and recover its insurance reinsurance assets.

The Board considers that the insurance operations of RiverStone Insurance are adequately capitalised based on the financial position at the end of the year and the remaining risks and level of volatility inherent in its business.

***Principal Risks and Uncertainties***

The process of risk acceptance and risk management is addressed through a framework of policies, procedures and internal controls. All policies are subject to approval by the board of directors of RiverStone Insurance ("the Board") and ongoing review by the Board, executive committees, risk management (including compliance) and assurance. Compliance with regulatory, legal and ethical standards is a high priority for RiverStone Insurance. Its compliance and finance departments take on an important oversight role in this regard. The RiverStone Holdings Group Risk Committee is responsible for satisfying itself and the Board that a proper internal control framework exists to manage financial and all other risks and that controls operate effectively.

RiverStone Insurance has developed a framework for identifying the risks that it is exposed to and their impact on economic capital. This process uses risk based principles to manage RiverStone Insurance's capital requirements and to ensure that it has the financial strength and capital adequacy to support the continued run off of the business and to meet the obligations to policyholders, regulators and other stakeholders. RiverStone Insurance has implemented the European Solvency II Directive, which came into force on 1<sup>st</sup> January 2016. The Directors consider that RiverStone Insurance's capital is adequate to meet its business needs under the regulatory capital regime.

The principal risks faced by RiverStone Insurance arise from fluctuations in the severity of claims compared with expectations, late reporting of claims, inadequate reserving and inadequate reinsurance protection (including the credit worthiness of major reinsurers). RiverStone Insurance's assets and liabilities are also exposed to market risk, including the impact of changes to interest rates, equity price fluctuations and adverse changes in exchange rates.

By Order of the Board

Park Gate  
161-163 Preston Road  
Brighton, BN1 6AU



**S. L. Garrod**  
Company Secretary  
4 May 2017

# **RiverStone Insurance Limited (Company No. 2763688)**

## **Directors' Report**

### **For the year ended 31<sup>st</sup> December 2016**

---

The Directors have pleasure in presenting their report and the audited financial statements for RiverStone Insurance Limited (Company No. 2763688) (RiverStone Insurance or "the Company") for the year ended 31<sup>st</sup> December 2016.

#### **Directors**

Directors holding office during the period from 1<sup>st</sup> January 2016 to the date of this report were:

M. Bannister (appointed on 16<sup>th</sup> June 2016)  
J. J. Bator (resigned on 31<sup>st</sup> March 2016)  
N. C. Bentley  
C. J. W Czapiewski - Independent Non-Executive Director (appointed on 4<sup>th</sup> April 2016)  
L. A. Hemsley  
A. J. Keys - Independent Non-Executive Director (resigned on 11<sup>th</sup> November 2016)  
A. J. E Masterson - Independent Non-Executive Chairman  
T. A. Riddell - Independent Non-Executive Director  
L. R. Tanzer

RiverStone Insurance has provided an indemnity for its directors which is a qualifying third party indemnity provision for the purposes of Section 234 of the Companies Act 2006. This indemnity was in force during the financial year and also at the date of this report.

#### **Future Developments**

Likely future developments in the business of RiverStone Insurance are discussed in the Strategic Report.

#### **Dividends**

RiverStone Insurance paid no interim dividends during the year (2015: nil). The Directors do not recommend a final dividend (2015: nil).

#### **Financial Instruments**

As described in Note 5 to the financial statements, RiverStone Insurance is exposed to financial risk through its financial assets, liabilities, reinsurance assets and policyholder liabilities. In particular, a key financial risk is that the proceeds from financial and reinsurance assets are not sufficient to fund the obligations arising from policies as they fall due. The most important components of this financial risk that RiverStone Insurance is exposed to are interest rate risk, equity risk, currency risk, credit risk and liquidity risk. RiverStone Insurance manages these risks within its overall risk management framework.

#### **Directors' Responsibilities Statement**

The directors are responsible for preparing the Annual Report and the financial statements in accordance with applicable law and regulation.

**RiverStone Insurance Limited (Company No. 2763688)**  
**Directors' Report**  
**For the year ended 31<sup>st</sup> December 2016**

---

Company law requires the directors to prepare financial statements for each financial year. Under that law the directors have prepared the financial statements in accordance with United Kingdom Generally Accepted Accounting Practice (United Kingdom Accounting Standards, comprising FRS102 "The Financial Reporting Standard applicable in the UK and Republic of Ireland", and applicable law). Under company law the directors must not approve the financial statements unless they are satisfied that they give a true and fair view of the state of affairs of the company and of the profit or loss of the company for that period. In preparing the financial statements, the directors are required to:

- select suitable accounting policies and then apply them consistently;
- state whether applicable United Kingdom Accounting Standards, comprising FRS102, have been followed, subject to any material departures disclosed and explained in the financial statements;
- make judgements and accounting estimates that are reasonable and prudent;
- notify its shareholders in writing about the use of disclosure exemptions, if any, of FRS 102 used in the preparation of financial statements; and
- prepare the financial statements on the going concern basis unless it is inappropriate to presume that the company will continue in business.

The directors are responsible for keeping adequate accounting records that are sufficient to show and explain the company's transactions and disclose with reasonable accuracy at any time the financial position of the company and enable them to ensure that the financial statements comply with the Companies Act 2006.

The directors are also responsible for safeguarding the assets of the company and hence for taking reasonable steps for the prevention and detection of fraud and other irregularities.

The directors are responsible for the maintenance and integrity of the company's website. Legislation in the United Kingdom governing the preparation and dissemination of financial statements may differ from legislation in other jurisdictions.

**Statement of Disclosure of Information to Auditors**

The Company's auditors are PricewaterhouseCoopers LLP. Each person who is a Director at the date of approval of this Report confirms that:

- so far as the Director is aware, there is no information relevant to the audit of the Company's financial statements for the year ended 31<sup>st</sup> December 2016 of which the auditors are unaware; and
- the Director has taken all steps that he/she ought to have taken in his/her duty as a director in order to make himself or herself aware of any relevant audit information and to establish that the Company's auditors are aware of that information.

By Order of the Board

Park Gate  
161-163 Preston Road  
Brighton, BN1 6AU



**S. L. Garrod**  
Company Secretary  
4 May 2017

**RiverStone Insurance Limited (Company No. 2763688)**  
**Independent Auditors' Report to the Members of RiverStone Insurance Limited**  
**For the year ended 31<sup>st</sup> December 2016**

---

**Report on the financial statements**

*Our opinion*

In our opinion, RiverStone Insurance Limited's financial statements (the "financial statements"):

- give a true and fair view of the state of the company's affairs as at 31<sup>st</sup> December 2016 and of its loss for the year then ended;
- have been properly prepared in accordance with United Kingdom Generally Accepted Accounting Practice; and
- have been prepared in accordance with the requirements of the Companies Act 2006.

*What we have audited*

The financial statements, included within the Annual Report, comprise:

- the Balance Sheet as at 31<sup>st</sup> December 2016;
- the Profit and Loss Account and Statement of Comprehensive Income for the year then ended;
- the Statement of Changes in Equity for the year then ended;
- the accounting policies; and
- the notes to the financial statements, which include other explanatory information.

The financial reporting framework that has been applied in the preparation of the financial statements is United Kingdom Accounting Standards, comprising FRS102 "The Financial Reporting Standard applicable in the UK and Republic of Ireland", and applicable law (United Kingdom Generally Accepted Accounting Practice).

In applying the financial reporting framework, the directors have made a number of subjective judgements, for example in respect of significant accounting estimates. In making such estimates, they have made assumptions and considered future events.

**Opinions on other matters prescribed by the Companies Act 2006**

In our opinion, based on the work undertaken in the course of the audit:

- the information given in the Strategic Report and the Directors' Report for the financial year for which the financial statements are prepared is consistent with the financial statements; and
- the Strategic Report and the Directors' Report have been prepared in accordance with applicable legal requirements.

In addition, in light of the knowledge and understanding of the company and its environment obtained in the course of the audit, we are required to report if we have identified any material misstatements in the Strategic Report and the Directors' Report. We have nothing to report in this respect.

**Other matters on which we are required to report by exception**

*Adequacy of accounting records and information and explanations received*

Under the Companies Act 2006 we are required to report to you if, in our opinion:

- we have not received all the information and explanations we require for our audit; or
- adequate accounting records have not been kept, or returns adequate for our audit have not been received from branches not visited by us; or
- the financial statements are not in agreement with the accounting records and returns.

We have no exceptions to report arising from this responsibility.



# **RiverStone Insurance Limited (Company No. 2763688)**

## **Independent Auditors' Report to the Members of RiverStone Insurance Limited For the year ended 31<sup>st</sup> December 2016**

---

### *Directors' remuneration*

Under the Companies Act 2006 we are required to report to you if, in our opinion, certain disclosures of directors' remuneration specified by law are not made. We have no exceptions to report arising from this responsibility.

### **Responsibilities for the financial statements and the audit**

#### *Our responsibilities and those of the directors*

As explained more fully in the Directors' Responsibilities Statement, the directors are responsible for the preparation of the financial statements and for being satisfied that they give a true and fair view.

Our responsibility is to audit and express an opinion on the financial statements in accordance with applicable law and International Standards on Auditing (UK and Ireland) ("ISAs (UK and Ireland)"). Those standards require us to comply with the Auditing Practices Board's Ethical Standards for Auditors.

This report, including the opinions, has been prepared for and only for the company's members as a body in accordance with Chapter 3 of Part 16 of the Companies Act 2006 and for no other purpose. We do not, in giving these opinions, accept or assume responsibility for any other purpose or to any other person to whom this report is shown or into whose hands it may come save where expressly agreed by our prior consent in writing.

#### *What an audit of financial statements involves*

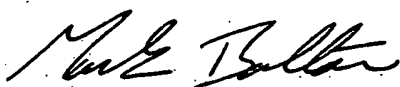
We conducted our audit in accordance with ISAs (UK and Ireland). An audit involves obtaining evidence about the amounts and disclosures in the financial statements sufficient to give reasonable assurance that the financial statements are free from material misstatement, whether caused by fraud or error. This includes an assessment of:

- whether the accounting policies are appropriate to the company's circumstances and have been consistently applied and adequately disclosed;
- the reasonableness of significant accounting estimates made by the directors; and
- the overall presentation of the financial statements.

We primarily focus our work in these areas by assessing the directors' judgements against available evidence, forming our own judgements, and evaluating the disclosures in the financial statements.

We test and examine information, using sampling and other auditing techniques, to the extent we consider necessary to provide a reasonable basis for us to draw conclusions. We obtain audit evidence through testing the effectiveness of controls, substantive procedures or a combination of both.

In addition, we read all the financial and non-financial information in the Annual Report to identify material inconsistencies with the audited financial statements and to identify any information that is apparently materially incorrect based on, or materially inconsistent with, the knowledge acquired by us in the course of performing the audit. If we become aware of any apparent material misstatements or inconsistencies we consider the implications for our report. With respect to the Strategic Report and Directors' Report, we consider whether those reports include the disclosures required by applicable legal requirements.



**Mark Bolton** (Senior Statutory Auditor)  
for and on behalf of PricewaterhouseCoopers LLP  
Chartered Accountants and Statutory Auditors  
London  
5 May 2017

**RiverStone Insurance Limited** (Company No. 2763688)  
**Profit and Loss Account**  
**For the year ended 31<sup>st</sup> December 2016**

	Note	2016 £'000	2015 £'000
<b>Technical Account - General Business</b>			
<b>Earned premiums, net of reinsurance</b>			
Gross premiums written		(295)	4,599
Outward reinsurance premiums		<u>(354)</u>	<u>(1,969)</u>
<b>Net premiums written and earned</b>		<b>(649)</b>	<b>2,630</b>
Gross claims paid		(111,590)	(111,178)
Reinsurers' share		<u>45,683</u>	<u>54,841</u>
Net claims paid		<u>(65,907)</u>	<u>(56,337)</u>
Change in the provision for gross claims		102,851	132,043
Reinsurers' share		<u>(28,468)</u>	<u>(60,937)</u>
Change in the net provision for claims		<u>74,383</u>	<u>71,106</u>
<b>Claims incurred, net of reinsurance</b>		<b>8,476</b>	<b>14,769</b>
Net operating expenses	8	(2,792)	(8,020)
Change in the equalisation provision	20	<u>5,784</u>	<u>7,722</u>
<b>Other technical charges, net of reinsurance</b>		<b><u>2,992</u></b>	<b><u>(298)</u></b>
<b>Balance on the technical account for general business</b>		<b>10,819</b>	<b>17,101</b>
<b>Non-Technical Account</b>			
Investment income	11	6,046	7,471
Realised losses on investments	11	(494)	(17,409)
Unrealised gains on investments		19,533	14,451
Unrealised losses on investments		(17,534)	(20,829)
Losses on derivative contracts	14	(25,388)	(9,779)
Investment expenses and charges	12	(1,061)	(1,286)
Foreign exchange (losses) gains		<u>(10,671)</u>	<u>6,154</u>
<b>Loss on ordinary activities before tax</b>		<b>(18,750)</b>	<b>(4,126)</b>
Tax on loss on ordinary activities	13	<u>4,749</u>	<u>522</u>
<b>Loss for the financial year</b>		<b>£ <u>(14,001)</u></b>	<b>£ <u>(3,604)</u></b>

Gains and losses of an insurance company arising on the holding or disposal of investments and the effect of fair value accounting for financial instruments are not required to be included in a note of historical profits and losses. There are no other differences between the loss on ordinary activities before tax or the loss for the financial year stated above and their historical cost equivalents.

**RiverStone Insurance Limited (Company No. 2763688)**  
**Statement of Comprehensive Income**  
**For the year ended 31<sup>st</sup> December 2016**

---

	Note	2016 £'000	2015 £'000
Loss for the financial year		(14,001)	(3,604)
Re-measurements of net defined benefit obligation	10	(3,074)	(100)
Total tax credit on components of other comprehensive income		<u>523</u>	<u>19</u>
<b>Total comprehensive income for the year</b>		<b>£ <u>(16,552)</u></b>	<b>£ <u>(3,685)</u></b>


# RiverStone Insurance Limited (Company No. 2763688)


## Balance Sheet

As at 31<sup>st</sup> December 2016

	Note	2016 £'000	2015 £'000
<b>Assets</b>			
<b>Investments</b>			
Other financial investments	14	299,822	366,773
<b>Reinsurers' share of technical provisions</b>			
Claims outstanding	6, 15	172,450	189,195
<b>Debtors</b>			
Debtors arising out of direct insurance operations	16	342	431
Debtors arising out of reinsurance operations	17	38,145	32,851
Other debtors	18	27,284	20,287
		<b>65,771</b>	<b>53,569</b>
<b>Other assets</b>			
Cash at bank and in hand		49,693	69,381
<b>Prepayments and accrued income</b>			
Accrued interest and rent		1,388	2,458
<b>Total assets before Pension Asset</b>			
Pension asset	10	342	2,072
<b>Total Assets after Pension Asset</b>		<b>£ 589,466</b>	<b>£ 683,448</b>
<b>Liabilities</b>			
<b>Capital and reserves</b>			
Called up share capital	19	100,000	100,000
Profit and loss account		141,877	158,429
<b>Total shareholders' funds</b>		<b>241,877</b>	<b>258,429</b>
<b>Technical provisions</b>			
Claims outstanding	6	324,406	400,421
Equalisation provision	6, 20	-	5,784
		<b>324,406</b>	<b>406,205</b>
<b>Provision for other risks</b>			
Deferred taxation	24	58	394
<b>Creditors: Amounts falling due within one year</b>			
Creditors arising out of direct insurance operations	21	-	16
Creditors arising out of reinsurance operations	22	5,006	7,468
Derivative financial instruments	14	17,989	10,030
Other creditors including tax and social security	23	130	906
		<b>23,125</b>	<b>18,420</b>
<b>Total Liabilities</b>		<b>£ 589,466</b>	<b>£ 683,448</b>

The financial statements on pages 10 to 40 were approved by the Board of Directors on 4 May 2017 and were signed on its behalf by:

  
L. R. Tanzer  
Director

  
L. A. Hemsley  
Director

**RiverStone Insurance Limited (Company No. 2763688)**  
**Statement of Changes in Equity**  
**For the year ended 31<sup>st</sup> December 2016**

	<b>Called Up Share Capital £'000</b>	<b>Profit And Loss Account £'000</b>	<b>Total Share- holders' Funds £'000</b>
<b>Balance at 1<sup>st</sup> January 2015</b>	100,000	162,114	262,114
Loss for the financial year	-	(3,604)	(3,604)
Other comprehensive expense for the year	-	(81)	(81)
<b>Total comprehensive expense for the year</b>	<b>-</b>	<b>(3,685)</b>	<b>(3,685)</b>
<b>Balance at 31<sup>st</sup> December 2015</b>	<b>£ 100,000</b>	<b>£ 158,429</b>	<b>£ 258,429</b>
<b>Balance at 1<sup>st</sup> January 2016</b>	100,000	158,429	258,429
Loss for the financial year	-	(14,001)	(14,001)
Other comprehensive expense for the year	-	(2,551)	(2,551)
<b>Total comprehensive expense for the year</b>	<b>-</b>	<b>(16,552)</b>	<b>(16,552)</b>
<b>Balance at 31<sup>st</sup> December 2016</b>	<b>£ 100,000</b>	<b>£ 141,877</b>	<b>£ 241,877</b>

**RiverStone Insurance Limited (Company No. 2763688)**  
**Notes to the Financial Statements**  
**For the year ended 31<sup>st</sup> December 2016**

---

**1. General Information**

RiverStone Insurance Limited (“RiverStone Insurance” or “the Company”) is engaged in the runoff of the assets and liabilities associated with previously written insurance and reinsurance business.

The company is a private company limited by shares and is incorporated in England. The address of its registered office is Park Gate, 161-163 Preston Road, Brighton BN1 6AU.

**2. Statement of Compliance**

The financial statements of RiverStone Insurance have been prepared in compliance with United Kingdom Accounting Standards, including Financial Reporting Standard 102, “The Financial Reporting Standard applicable in the United Kingdom and the Republic of Ireland” (“FRS102”), Financial Reporting Standard 103, “Insurance Contracts” (FRS103) and the Companies Act 2006. The financial statements have been prepared in compliance with the provisions of the Large and Medium-sized Companies and Groups (Accounting and Reports) Regulations relating to insurance groups.

**3. Summary of Significant Accounting Policies**

The principal accounting policies applied in the preparation of these financial statements are set out below. These policies have been consistently applied to all the years presented, unless otherwise stated.

**(a) Basis of Preparation**

The preparation of financial statements in conformity with FRS102 and FRS103 requires the use of certain critical accounting estimates. It also requires management to exercise its judgement in the process of applying the Company accounting policies. The areas involving a higher degree of judgement or complexity or areas where assumptions and estimates are significant to the financial statements, are disclosed further below.

**(b) Going Concern**

Having addressed the principal risks, the directors consider it appropriate to adopt the going concern basis of accounting in preparing these financial statements.

**(c) Exemptions for Qualifying Entities under FRS102**

FRS102 allows a qualifying entity certain disclosure exemptions, subject to certain conditions, which have been complied with, including notification of, and no objection to the use of exemptions by RiverStone Insurance’s shareholders.

RiverStone Insurance has taken advantage of the following exemptions:-

- i) from preparing a statement of cash flows, on the basis that it is a qualifying entity and the consolidated statement of cash flows, included in the financial statements of Fairfax Financial Holdings Limited (“Fairfax”) includes RiverStone Insurance’s cash flows
- ii) from disclosing key management personnel compensation, as required by FRS102 paragraph 33.7.

**RiverStone Insurance Limited (Company No. 2763688)**  
**Notes to the Financial Statements**  
**For the year ended 31<sup>st</sup> December 2016**

---

**(d) Insurance Contracts**

i) Premiums Written

Premiums written relate to differences between recorded premiums for prior years and those previously accrued and include estimates of premiums due but not yet receivable or notified to RiverStone Insurance less an allowance for cancellations. Premiums written are shown gross of commission payable to intermediaries and exclude related taxes.

ii) Claims Incurred and Reinsurers' Share

Claims incurred comprise claims and related claims handling expenses paid in the year and changes in provisions for outstanding claims, including provisions for claims incurred but not reported and related expenses, together with any other adjustments to claims from previous years. Where applicable, reductions are made for salvage and other recoveries.

Provisions for outstanding claims and related reinsurance recoveries are established based on estimates of the ultimate net cost of settlement along with actuarial and statistical projections. Claims provisions are determined based upon previous claims experience, knowledge of events and the terms and conditions of the relevant policies and on interpretation of circumstances. Particularly relevant is experience with similar cases and historical claims payment trends. The approach also includes the consideration of the development of loss payment trends, levels of unpaid claims, judicial decisions and economic conditions.

Whilst the board of directors of RiverStone Insurance ("the Board") believes that the provisions for outstanding claims and related reinsurance recoveries including bad debt provisions are fairly stated, these estimates inevitably contain inherent uncertainties because significant periods of time may elapse between the occurrence of an incurred loss, the reporting of that loss to RiverStone Insurance, RiverStone Insurance's payment of the loss and the receipt of reinsurance recoveries. These uncertainties are inherent in much of the business previously underwritten and assumed by RiverStone Insurance. The estimates made are based upon current facts available to RiverStone Insurance and the prevailing legal environment and are subjected to continual review, with any resulting adjustments reported in current earnings. Anticipated reinsurance recoveries are disclosed separately as assets on the balance sheet.

iii) Equalisation Provision

Amounts are set aside in accordance with the requirements of the PRA's Handbook for Insurers for the purpose of mitigating exceptionally high loss ratios in future years. The amounts reserved are not liabilities because they are in addition to the provisions required to meet the anticipated ultimate cost of settlement of outstanding claims at the balance sheet date. Notwithstanding this, it is required to be included within technical provisions by the Large and Medium-sized Companies and Groups (Accounts and Reports) Regulations 2008 pursuant to section 396 of the Companies Act 2006. The movement in the equalisation provision for the year is taken to the Technical Account – general business.

iv) The costs incurred by RiverStone Insurance associated with running off the business are as a result of services provided by RiverStone Management Limited ("RiverStone Management"), an affiliated company and managing agent for RiverStone Insurance.

**(e) Translation of Foreign Currencies**

The financial statements are presented in Pounds Sterling and, unless otherwise stated, are rounded to thousands. Items included in RiverStone Insurance's financial statements are measured using the

**RiverStone Insurance Limited (Company No. 2763688)**  
**Notes to the Financial Statements**  
**For the year ended 31<sup>st</sup> December 2016**

---

currency of the primary economic environment in which it operates. RiverStone Insurance's functional currency is Pounds Sterling.

Foreign currency transactions are translated into the functional currency using the average rate of exchange during the year. At each period end foreign currency monetary items are translated using the year end rate of exchange. Foreign exchange gains and losses resulting from the settlement of such transactions and from the translation at year-end exchange rates of monetary assets and liabilities denominated in foreign currencies are recognised in the Profit and Loss Account for the period.

**(f) Tax**

Tax expense for the period comprises current and deferred tax recognised in the reporting period. Tax is recognised in the profit and loss account, except to the extent that it relates to items recognised in other comprehensive income or directly in equity. In this case tax is also recognised in other comprehensive income or directly in equity respectively.

**i) Current Tax**

Current tax is the amount of income tax payable in respect of the taxable profit for the year or prior years. Tax is calculated on the basis of tax rates and laws that have been enacted or substantially enacted by the period end.

Management periodically evaluates positions taken in tax returns with respect to situations in which applicable tax regulation is subject to interpretation. It establishes provisions where appropriate on the basis of amounts expected to be paid to the tax authorities.

**ii) Deferred Tax**

Deferred tax assets and liabilities are established for differences between amounts reported in the financial statements and amounts reported in RiverStone Insurance's annual corporation tax returns, including revaluation gains and losses on investments. Deferred taxes are calculated at the rates at which it is expected that the tax liability or benefit will arise using tax rates and laws that have been enacted or substantively enacted by the period end. Deferred tax assets are recognised to the extent that they are regarded as more likely than not recoverable. Movements on deferred tax assets and liabilities are recognised in the profit and loss account, except to the extent that they arise in relation to movements in the Statement of Comprehensive Income.

**(g) Other Financial Investments**

RiverStone Insurance has chosen to apply the recognition and measurement provisions of IAS 39 (as adopted for use in the EU) and the disclosure requirements of FRS 102 in respect of the financial statements.

RiverStone Insurance classifies all of its investments as financial assets at fair value through profit and loss. Management determines the classification of its investments at initial recognition and re-evaluates this at every reporting date.

A financial asset is classified as fair value through profit and loss at inception if it is acquired principally for the purpose of selling in the short term, if it forms part of a portfolio of financial assets in which there is evidence of short-term profit-taking, or if so designated by management to minimise any measurement or recognition inconsistency with the associated liabilities. All derivatives are classified as at fair value through profit and loss.



**RiverStone Insurance Limited (Company No. 2763688)**  
**Notes to the Financial Statements**  
**For the year ended 31<sup>st</sup> December 2016**

---

Financial assets designated as at fair value through profit and loss at inception are those that are managed and whose performance is evaluated on a fair value basis. Information about these financial assets is provided internally on a fair value basis to RiverStone Insurance's key management personnel. RiverStone Insurance's investment strategy is to invest in listed and unlisted equity securities and fixed interest rate debt securities and derivatives designated upon initial recognition at fair value through profit and loss.

The fair values of listed investments are based on current bid prices on the balance sheet date. Unlisted investments for which a market exists are also stated at the current bid price on the balance sheet date or the last trading day before that date.

Net gains or losses arising from changes in the fair value of financial assets at fair value through profit and loss are presented in the Profit and Loss Account within 'Unrealised gains on investments' or 'Unrealised losses on investments' in the period in which they arise.

RiverStone Insurance discloses its investments in accordance with a fair value hierarchy with the following levels:

- (i) Level 1 – the unadjusted quoted price in an active market for identical assets or liabilities that the entity can access at the measurement date;
- (ii) Level 2 – inputs other than quoted prices included within Level 1 that are observable (i.e. developed using market data) for the asset or liability, either directly or indirectly
- (iii) Level 3 – inputs are unobservable (i.e. for which market data is unavailable) for the asset or liability

**(h) Derivative Financial Investments**

Derivative financial instruments comprise foreign currency forward contracts, long equity index total return swaps, inflation linked swaps and US government bond total return swaps. Derivatives are initially and subsequently measured at their fair value with movements in the fair value being immediately recognised in the profit and loss account. Fair values are obtained from quoted market prices, discounted cash flow models, risk models and option pricing models as appropriate

**(i) Investment Return**

Investment return comprises all investment income, realised investment gains and losses and movements in unrealised gains and losses, net of investment expenses.

Realised gains and losses on investments carried at fair value through profit and loss are calculated as the difference between net sales proceeds and purchase price. Movements in unrealised gains and losses on investments represent the difference between the fair value at the balance sheet date and their purchase price or their fair value at the last balance sheet date, together with the reversal of unrealised gains and losses recognised in earlier accounting periods in respect of investment disposals in the current period.

**(j) Pensions**

RiverStone Holdings Limited ("RiverStone Holdings") is the principal employer for the RiverStone group's defined benefit pension scheme. RiverStone Management Limited ("RiverStone Management") is the primary participating employer and all costs associated with the defined benefit scheme are recharged to RiverStone Insurance Limited and RiverStone Insurance (UK) Limited ("RiverStone Insurance (UK)"), a fellow subsidiary of RiverStone Holdings, through the administration outsource

**RiverStone Insurance Limited (Company No. 2763688)**  
**Notes to the Financial Statements**  
**For the year ended 31<sup>st</sup> December 2016**

---

agreements that are in place with these entities. In accordance with FRS102, the defined benefit pension scheme is accounted for in RiverStone Insurance and RiverStone Insurance (UK) in proportion to the allocation of overall costs that are recharged from RiverStone Management in respect of the outsourcing arrangement. The cost of the pension scheme is analysed between current service cost, past service cost and net return on the pension scheme. Current service cost is the actuarially calculated present value of the benefits earned by the active employees in each period. Past service costs, relating to employee service in prior periods arising as a result of the introduction of, or improvement to, retirement benefits, are recognised on a straight-line basis over the period in which the increase in benefits vest.

The actuarial gains and losses which arise from a valuation and from updating the latest actuarial valuation to reflect conditions at the balance sheet date are taken to the Statement of Comprehensive Income for the period. The attributable deferred tax is shown separately in the Statement of Comprehensive Income. The pension surplus or deficit recognised in the balance sheet is RiverStone Insurance's share of the value of the pension scheme's assets less the present value of the scheme's liabilities.

Further details of the pension scheme are given in Note 10.

**(k) Related Party Transactions**

RiverStone Insurance discloses transactions with related parties which are not wholly owned within the same group. Where appropriate, transactions of a similar nature are aggregated unless, in the opinion of the directors, separate disclosure is necessary to understand the effect of the transactions on the financial statements.

**4. Critical Accounting Judgements and Estimation Uncertainty**

Estimates and judgements are continually evaluated and are based on historical experience and other factors, including expectations of future events that are believed to be reasonable under the circumstances.

RiverStone Insurance makes estimates and assumptions concerning the future. The resulting accounting estimates will, by definition, seldom equal the related actual results. The estimates and assumptions that have a significant risk of causing a material adjustment to the carrying amounts of assets and liabilities within the next financial year are addressed below.

**i) The Ultimate Liability Arising from Claims made under Insurance Contracts**

The estimation of the ultimate liability arising from claims made under insurance contracts is RiverStone Insurance's most critical accounting estimate. There are several sources of uncertainty that need to be considered in the estimate of the liability that RiverStone Insurance will ultimately pay for such claims.

The most significant assumptions made relate to the level of future claims, the level of future claims settlements and the legal interpretation of insurance policies. Whilst the directors consider that the gross provision for claims and the related reinsurance recoveries are fairly stated on the basis of the information currently available to them, the ultimate liability will vary as a result of subsequent information and events and may result in adjustments to the amount provided. Adjustments to the amounts of provision are reflected in the financial statements for the period in which the adjustments are made. The methods used, and the estimates made, are reviewed regularly.

**RiverStone Insurance Limited (Company No. 2763688)**  
**Notes to the Financial Statements**  
**For the year ended 31<sup>st</sup> December 2016**

---

ii) **Defined Benefit Pension Scheme**

RiverStone Insurance has obligations to pay pension benefits through the outsource arrangement that is in place with RiverStone Management Limited. The cost of these benefits and the present value of the obligation depend on a number of factors, including life expectancy, salary increases, asset valuations and the discount rate on corporate bonds. Management estimates these factors in determining the net pension obligation in the balance sheet. The assumptions reflect historical experience and current trends. Note 10 contains the disclosures relating to the defined benefit pension scheme.

iii) **Pipeline Premium**

RiverStone Insurance makes an estimate of premiums written that have not yet been notified by the financial year end (“pipeline premiums”) end based on prior year experience and current year business volumes. The pipeline premium is booked as written and earned and an estimate of claims incurred but not reported is recorded in the period that changes to the estimate is made.

**5. Management of Insurance and Financial Risk**

**Financial Risk Management Objectives**

RiverStone Insurance is exposed to insurance risk through the insurance contracts that it has written and to financial risk through its financial assets, reinsurance assets and policyholder liabilities. In particular, the key financial risk is that the proceeds from financial assets are not sufficient to fund the obligations arising from insurance policies as they fall due. The most important components of this financial risk are market risk (including interest rate risk, equity price risk and currency risk), credit risk and liquidity risk.

RiverStone Insurance has established an overall risk management policy which focuses on the main risks to which it is exposed, paying particular attention to key risks which impact on the overall operation of the business. A risk register is maintained which is updated at least quarterly. All risks on the register are reviewed with key management personnel and the Board reviews the key risks on a quarterly basis.

**(a) Insurance Risk**

The risk under any one insurance contract is the possibility that the insured event occurs and the uncertainty over the amount of the resulting ultimate claim. By the very nature of an insurance contract, this risk is unpredictable at the outset.

The principal risk that RiverStone Insurance faces under its insurance contracts is that the actual claims and benefit payments exceed the carrying amount of the insurance liabilities. This could occur because the frequency or severity of claims and benefits are greater than estimated. The actual number and amount of claims and benefits arising from insurance contracts will vary from year to year from the level established using statistical techniques.

Experience shows that the larger the portfolio of similar insurance contracts, the smaller the relative variability about the expected outcome will be. In addition, a more diversified portfolio is less likely to be affected by a change in any subset of the portfolio. RiverStone Insurance has a diversified portfolio of insurance risks, all of which relate to policies written in prior years and which are relatively mature in nature, in that policy periods have expired and primary civil limitation (with particular reference to UK limitation where the majority of policies and claims reside) has lapsed in respect of property claims for accident years 2010 and prior and for all accident years on other classes of business. The last full underwriting year for RIL was 2012.

**RiverStone Insurance Limited (Company No. 2763688)**  
**Notes to the Financial Statements**  
**For the year ended 31<sup>st</sup> December 2016**

---

RiverStone Insurance mitigates insurance risk through the use of reinsurance, both in the form of third party reinsurance associated with the business originally written and reinsurance with an affiliate reinsurer.

i) **Process for Assessment of Technical Provisions**

RiverStone Insurance adopts a consistent process to the calculation of an appropriate provision for the exposures arising from the business it has written. A full reserving analysis is conducted at least annually and the technical provisions recorded on the balance sheet are in line with the Board's view of the best estimate value of the underlying liabilities.

The technical provisions recorded at the reporting date comprise the estimated ultimate cost of settlement of all claims incurred in respect of events up to that date, whether reported or not, together with related claims handling expenses, less amounts already paid. The estimated cost of claims includes direct expenses to be incurred in settling claims, net of the expected subrogation value and other recoveries. RiverStone Insurance takes all reasonable steps to ensure that it has appropriate information regarding its claims exposures. The provision is based on known facts at the balance sheet date. The provision is reviewed as part of a regular ongoing reserving process as the loss experience develops, certain claims are settled and further claims are reported. The cash flow, paid claims, outstanding claims, claims counts and incurred movement are compared with the actuaries' expected development of the account by class and year and where statistically significant, large loss or loss type. Where necessary, revisions are made to the ultimate expected loss on a best estimate basis.

RiverStone Insurance uses assumptions based on a mixture of claims information, internal historical data and market data to measure its claims liabilities. This information is used to project the ultimate expected number and value of claims, by major class of business, using recognised statistical estimation techniques.

Assumptions are reviewed and tested regularly in light of actual claims development and general market movements and trends.

ii) **Sources of Uncertainty in the Estimation of Future Claim Payments**

The sources of estimation uncertainty in establishing the ultimate liability arising from claims made under insurance contracts is discussed in Note 4.

RiverStone Insurance takes all reasonable steps to ensure that it has appropriate information regarding its claims exposures. However, given the future looking nature of outstanding claims and latency involved with certain classes of claims, for example disease claims in the employers' liability book, it is likely that the final outcome, on a claim by claim basis, will prove to be different from the original assessed reserve for any given claim, although in aggregate, for known claims, the expected outcome is intended to be close to a breakeven, on a best estimate basis, with neither surplus or loss being generated over time. This is an aspect of executive and actuarial review which is closely monitored. In respect of latent claims (those that have yet to be notified), care is taken to assess historical notification patterns and the propensity of the underlying classes to produce losses (for example some policy classes are on a claims made form and no new notifications are able to be made post expiry). The estimation of future losses will be cross referred to industry benchmarks and adjusted for actual experience over time.

The liability for insurance contracts comprises a provision for claims incurred but not yet reported and a provision for reported claims not yet paid. The estimation of claims incurred but not

**RiverStone Insurance Limited (Company No. 2763688)**  
**Notes to the Financial Statements**  
**For the year ended 31<sup>st</sup> December 2016**

---

reported is generally subject to a greater degree of uncertainty than the estimates of claims that have already been notified, for which there is more information available.

iii) Key Assumptions and Sensitivities

The assumptions that have the greatest impact on technical provisions are those that affect the expected value of claims. The most material liabilities for RiverStone Insurance relate to:

- Significant injury claims arising in motor, public and employers' liability classes which were the largest classes by premium income. Injury claims may have uncertain medical outcomes and can settle on either a lump sum or Periodical Payment basis leading to a potential for inflation type risks, for example medical and litigation inflation risks.
- Financial loss arising from negligence and fraud in the professional indemnity and financial institutions classes where programmes may be layered and reserves held below our participation by other insurers or where evidence recommending a defence of the claim is not preferred in litigation and on a best estimate basis a reserve proves inadequate
- Casualty treaty reinsurance where RIL is reliant upon the reinsured / retro-cedant notifying timeously and where our participation may be on high excess layers of reinsurance coverage which may not appear to be impacted by initial loss advices

The most sensitive assumptions in respect of the assessment of the ultimate liability for RiverStone Insurance's are, therefore:

- longevity risk – that claims take longer to settle than expected
- inflation risk – that the cost of inflationary factors (particularly medical inflation and court ordered commercial rates and general inflationary factors) are greater by value than expected
- reserving risk – driven by the potential to under or overestimate liability leading to an incorrect best estimate
- latency risk – assumptions relating to the number and severity of long tail exposures, particularly disease and pollution exposures (pollution potentially arising in the PL class albeit generally written on a claims made basis if the pollution risk was assessed as material at the time of writing)
- ENIDs – events not in the data which could affect the account and of which we are currently unaware
- Jurisdiction risk – that a change in legislation of jurisprudence has negative or retrospective effect on a class of claims or in respect of costs generally

**RiverStone Insurance Limited (Company No. 2763688)**  
**Notes to the Financial Statements**  
**For the year ended 31<sup>st</sup> December 2016**

iv) Claims Development Tables

The following tables present the comparison of actual claims incurred to previous estimates.

<b>Claims outstanding (gross)</b>								
<b>Underwriting year</b>	<b>2007</b>	<b>2008</b>	<b>2009</b>	<b>2010</b>	<b>2011</b>	<b>2012</b>	<b>2013</b>	<b>Total</b>
	<b>£'000</b>	<b>£'000</b>	<b>£'000</b>	<b>£'000</b>	<b>£'000</b>	<b>£'000</b>	<b>£'000</b>	<b>£'000</b>
<b>Estimate of ultimate claims costs:</b>								
- At end of reporting year						99,000		99,000
- One year later					361,000	108,000		469,000
- Two years later				448,000	344,000	90,000		882,000
- Three years later			478,000	402,000	366,000	91,000		1,337,000
- Four years later		574,000	447,000	412,500	368,000	82,379		1,883,879
- Five years later	469,000	590,000	466,000	415,000	372,965			2,312,965
- Six years later	467,000	580,000	465,000	419,964				1,931,964
- Seven years later	451,000	583,000	483,587					1,517,587
- Eight years later	448,000	630,138						1,078,138
- Nine years later	500,511							500,511
Current estimate of cumulative claims	500,511	630,138	483,587	419,964	372,965	82,379	-	2,489,544
Cumulative payments to date	(443,772)	(513,901)	(447,251)	(389,804)	(325,856)	(74,465)	-	(2,195,049)

**Liability recognised in the balance sheet**      £ 56,739   £ 116,237   £ 36,336   £ 30,160   £ 47,109   £ 7,914   £ -   £ 294,495

Reserve in respect of prior years      29,911  
**Total reserve included in balance sheet**      £ 324,406

<b>Claims outstanding (net)</b>								
<b>Underwriting year</b>	<b>2007</b>	<b>2008</b>	<b>2009</b>	<b>2010</b>	<b>2011</b>	<b>2012</b>	<b>2013</b>	<b>Total</b>
	<b>£'000</b>	<b>£'000</b>	<b>£'000</b>	<b>£'000</b>	<b>£'000</b>	<b>£'000</b>	<b>£'000</b>	<b>£'000</b>
<b>Estimate of ultimate claims costs:</b>								
- At end of reporting year						57,000		57,000
- One year later					332,000	63,000		395,000
- Two years later				327,000	251,000	62,000		640,000
- Three years later			389,000	257,000	269,000	62,000		977,000
- Four years later		534,000	318,000	262,000	244,000	58,534		1,416,534
- Five years later	468,000	477,000	327,000	241,000	211,136			1,724,136
- Six years later	421,000	469,000	301,000	220,251				1,411,251
- Seven years later	403,000	441,000	282,756					1,126,756
- Eight years later	373,000	366,616						739,616
- Nine years later	312,415							312,415
Current estimate of cumulative claims	312,415	366,616	282,756	220,251	211,136	58,534	-	1,451,708
Cumulative payments to date	(289,686)	(296,672)	(273,338)	(209,115)	(195,460)	(52,758)	-	(1,317,029)

**Liability recognised in the balance sheet**      £ 22,729   £ 69,944   £ 9,418   £ 11,136   £ 15,676   £ 5,776   £ -   £ 134,679

Reserve in respect of prior years      17,277  
**Total reserve included in balance sheet**      £ 151,956

It is not practicable for RiverStone Insurance to prepare claims development information for 2011 and prior reporting years, as a result of the level of relevant data available for the period prior to RiverStone Insurance being acquired by RiverStone Holdings, and therefore the tables above cover 2012 and post reporting years only.

**RiverStone Insurance Limited (Company No. 2763688)**  
**Notes to the Financial Statements**  
**For the year ended 31<sup>st</sup> December 2016**

v) Insurance Risk Concentrations

The concentration of insurance risk before and after reinsurance by the most material classes of business is summarised below, with reference to the carrying amount of outstanding claims (gross and net of reinsurance) arising from insurance contracts:

	2016		2015	
	Gross £ millions	Net £ millions	Gross £ millions	Net £ millions
Casualty treaty	47	-	56	-
Employers' and Public Liability	66	21	108	64
Italian Medical Malpractice	59	59	51	51
Motor	12	4	28	11
Professional Indemnity/ Financial Institutions	86	28	92	41
Other	49	37	57	39
Claims expense reserve	5	3	8	5
<b>Total</b>	<b>£ 324</b>	<b>152</b>	<b>£ 400</b>	<b>£ 211</b>

(b) Market Risk

i) Interest Rate Risk

Interest rate risk arises primarily from investments in fixed interest securities. In addition, to the extent that claims inflation is correlated to interest rates, liabilities to policyholders are exposed to interest rate risk. RiverStone Insurance works closely with its investment manager to review the duration of the investment portfolio in relation to the estimated mean duration of the liabilities.

Given the short term nature of the cash and investments of RiverStone Insurance, it is not exposed to significant interest rate risk since maturing short term investments are re-priced at market interest rates on an ongoing basis.

The impact of a 100 basis point increase in interest rates on the value of RiverStone Insurance's investments held at 31<sup>st</sup> December 2016 is an approximate £12.9 million loss (2015: £11.5 million) to the profit and loss account. Similarly, a 100 basis point decrease in interest rates would give rise to an approximate £12.5 million gain (2015: £12.9 million) to the profit and loss account.

ii) Equity Price Risk

RiverStone Insurance is exposed to equity securities price risk as a result of its holdings in equity investments, classified as financial assets at fair value through profit or loss. Exposures to individual companies and to equity shares in aggregate are monitored in order to ensure compliance with the relevant regulatory limits for solvency.

Investments held comprise unlisted and listed investments. Listed investments are those that are traded on recognised stock exchanges, primarily in Europe, North America and Asia.

RiverStone Insurance has a defined investment policy which sets limits on its exposure to equities, both in aggregate terms and by counterparty. This policy of diversification is used to manage RiverStone Insurance's price risk arising from its investments in equity securities.

**RiverStone Insurance Limited (Company No. 2763688)**  
**Notes to the Financial Statements**  
**For the year ended 31<sup>st</sup> December 2016**

---

Listed equity securities held at 31<sup>st</sup> December 2016 represent 73% of total equity investments. If equity market indices had increased/decreased by 5%, and all RiverStone Insurance's equity investments moved according to the historical correlation with the index, the profit for the year would increase/decrease by £3.7 million (2015: £2.8 million).

iii) **Currency Risk**

RiverStone Insurance manages its foreign exchange risk against its functional currency, which is the Pound Sterling. RiverStone Insurance has a proportion of its assets and liabilities denominated in currencies other than the Pound Sterling, the most significant being the US Dollar. RiverStone Insurance seeks to mitigate the risk by matching the estimated foreign currency denominated liabilities with assets denominated in the same currency, and by the utilisation of forward currency contracts.

At 31<sup>st</sup> December 2016, if the Pound had weakened by 10% more than the actual 2016 movement against the US Dollar with all other variables held constant, profit for the year would have been £1.1 million lower (2015: £2.5 million higher), mainly as a result of net foreign exchange gains on the translation of US Dollar denominated financial assets, and US Dollar denominated liabilities.

(c) **Credit Risk**

Credit risk is the risk that a counterparty will be unable to pay amounts in full when due. Key areas where RiverStone Insurance is exposed to credit risk are:

- reinsurers' share of insurance liabilities;
- amounts due from reinsurers in respect of claims already paid;
- amounts due from insurance intermediaries;
- amounts due from corporate bond issuers; and
- counterparty risk with respect to derivative transactions
- cash at bank and in hand

As RiverStone Insurance is in runoff its exposures to reinsurers and insurance intermediaries are determined by contracts previously written. RiverStone Insurance manages the levels of credit risk from reinsurers and insurance intermediaries by quarterly review of receivable balances by counterparty. Management assesses the creditworthiness of all reinsurers and intermediaries by reviewing credit grades provided by rating agencies and other publicly available financial information. It is RiverStone Insurance's policy to provide for reinsurer bad debts in situations where it does not expect to collect the full amount outstanding due to the financial position of the reinsurer or due to disputes over coverage. In certain circumstances, collateral is held in order to mitigate RiverStone Insurance's credit risk exposure. This collateral is in the form of security accounts, deposits and letters of credit from reinsurers.

RiverStone Insurance reduces its exposure to credit risk in relation to investments by entering into transactions with counterparties that are reputable and by settling trades through recognized exchanges. RiverStone Insurance maintains strict control limits on the maximum notional amount of derivative positions.

The assets bearing credit risk are summarized below, together with an analysis by credit rating (AM Best or equivalent):



**RiverStone Insurance Limited (Company No. 2763688)**  
**Notes to the Financial Statements**  
**For the year ended 31<sup>st</sup> December 2016**

	2016 £'000	2015 £'000
Derivative financial instruments	1,225	8,195
Debt securities	19,837	27,458
Assets arising from reinsurance and insurance contracts held	210,855	222,046
Cash at bank and in hand	49,098	69,381
Affiliated loan receivable	15,574	13,057
<b>Total assets bearing credit risk</b>	<b>£ 45,021</b>	<b>£ 58,577</b>
A++	53,778	53,087
A+	8,603	14,178
A, A-	18,040	15,926
B++ and below or not rated (including affiliated assets)	15,008	20,286
<b>Total assets bearing credit risk</b>	<b>£ 45,021</b>	<b>£ 58,577</b>

Assets arising from reinsurance and insurance contracts held are further analysed as follows:

	2016 £'000	2015 £'000
Performing	210,287	220,426
Past due	308	1,620
Impaired	-	263
Provision for irrecoverable amounts	-	(263)
	<b>£ 210,595</b>	<b>£ 222,046</b>

**(d) Liquidity Risk**

The primary liquidity risk is the obligation to pay claims to policy holders as they fall due. The projected settlement of these liabilities is modelled, on a regular basis, using actuarial techniques. The Board sets limits on the minimum proportion of maturing funds available to meet such calls and on the minimum level of borrowing facilities that should be in place to cover anticipated liabilities and unexpected levels of demand. The table below analyses the maturity of RiverStone Insurance's financial liabilities and outstanding claims. All liabilities are presented on a contractual cash flow basis except for the insurance liabilities, which are presented in their expected cash flows.

**RiverStone Insurance Limited (Company No. 2763688)**  
**Notes to the Financial Statements**  
**For the year ended 31<sup>st</sup> December 2016**

	No Contractual Maturity Date £'000	< 6 months or on demand £'000	Between 6 months and 1 year £'000	Between 1 year and 2 years £'000	Between 2 years and 5 years £'000	> 5 Years £'000	Carrying Value £'000
<b>At 31<sup>st</sup> December 2016</b>							
Financial liabilities under investment contracts		17,989	-	-	-	-	17,989
Creditors		1,463	543	2,126	551	453	5,136
		<b>19,452</b>	<b>543</b>	<b>2,126</b>	<b>551</b>	<b>453</b>	<b>23,125</b>
Claims outstanding		41,796	41,796	163,595	42,371	34,848	324,406
<b>Financial liabilities and outstanding claims</b>		<b>61,248</b>	<b>42,339</b>	<b>£ 165,721</b>	<b>42,922</b>	<b>£ 35,301</b>	<b>£ 347,531</b>
<b>At 31<sup>st</sup> December 2015</b>							
Financial liabilities under investment contracts		10,030	-	-	-	-	10,030
Creditors		3,557	965	1,266	1,797	805	8,390
		<b>13,587</b>	<b>965</b>	<b>1,266</b>	<b>1,797</b>	<b>805</b>	<b>18,420</b>
Claims outstanding		66,641	66,641	87,398	124,155	55,586	400,421
<b>Financial liabilities and outstanding claims</b>		<b>80,228</b>	<b>67,606</b>	<b>£ 88,664</b>	<b>125,952</b>	<b>£ 56,391</b>	<b>£ 418,841</b>

**(e) Capital Management**

RiverStone Insurance maintains an efficient capital structure comprising only its equity shareholders' funds, consistent with its risk profile and the regulatory and market requirements of its business. RiverStone Insurance's objectives in managing its capital are:

- to match the profile of its assets and liabilities, taking account of the risks inherent in the business
- to satisfy the requirements of its policyholders, regulators and other stakeholders
- to retain financial flexibility by maintaining adequate liquidity

RiverStone Insurance considers not only the traditional sources of capital funding but the alternative sources of capital including reinsurance and securitisation, as appropriate, when assessing its deployment and usage of capital. RiverStone Insurance manages as capital all items that are eligible to be treated as capital for regulatory purposes. RiverStone Insurance is regulated by the Prudential Regulation Authority ("the PRA") and Financial Conduct Authority ("FCA") and is subject to insurance solvency regulations which specify the minimum amount and type of capital that must be held in addition to the insurance liabilities. RiverStone Insurance manages capital in accordance with these rules and performs the necessary tests to ensure continuous and full compliance with such regulations. RiverStone Insurance manages its own regulatory capital by reference to both minimum capital requirements and also self-assessed risk-based capital determined under EU Directive. RiverStone Insurance has complied with all of its capital requirements throughout the year. RiverStone Insurance has implemented all aspects of the new Solvency II regulatory regime, which came into effect on 1<sup>st</sup> January 2016.

At the end of the year, RiverStone Insurance held Solvency II own funds capital of £183 million which gave it a coverage over its regulatory capital requirement of 168%.

# RiverStone Insurance Limited (Company No. 2763688)

## Notes to the Financial Statements

### For the year ended 31<sup>st</sup> December 2016

#### 6. Reconciliation of Technical Provisions

A reconciliation of the changes to RiverStone Insurance's gross, ceded and net loss reserves from 1<sup>st</sup> January 2016 to 31<sup>st</sup> December 2016 is as follows:

	Gross £'000	Ceded £'000	Net £'000
Amounts at 1 <sup>st</sup> January 2016	406,205	189,195	217,010
Amounts paid during the year	(111,590)	(45,683)	(65,907)
Change in estimate of claims outstanding	8,739	17,215	(8,476)
Change in equalisation provision	(5,784)	-	(5,784)
Foreign exchange	26,836	11,723	15,113
<b>Amounts at 31<sup>st</sup> December 2016</b>	<b>£ 324,406</b>	<b>£ 172,450</b>	<b>£ 151,956</b>

#### 7. Analysis of Gross Business

	Gross premiums written 2016 £'000	Gross premiums earned 2016 £'000	Gross claims incurred 2016 £'000	Gross operating expenses 2016 £'000	Re- insurance balance 2016 £'000
<b>Direct Insurance</b>					
Accident and health	-	-	-	-	-
Motor	(4)	(4)	7,128	(377)	(272)
Marine, aviation and transport	40	40	(356)	(33)	114
Legal expenses	800	800	(3,013)	(377)	(3,585)
Credit and surety	1,336	1,336	686	-	(1,635)
Fire and other damage to property	240	240	979	(45)	688
Third party liability	(1,020)	(1,020)	(4,685)	(2,082)	14,931
	1,392	1,392	739	(2,914)	10,241
Reinsurance acceptances	(1,687)	(1,687)	(9,478)	(1,734)	8,476
<b>Total</b>	<b>£ (295)</b>	<b>£ (295)</b>	<b>£ (8,739)</b>	<b>£ (4,648)</b>	<b>£ 18,717</b>

	2015 £'000	2015 £'000	2015 £'000	2015 £'000	2015 £'000
<b>Direct Insurance</b>					
Accident and health	-	-	155	10	60
Motor	(207)	(207)	1,888	(1,823)	(730)
Marine, aviation and transport	-	-	4,696	(215)	(1,815)
Legal expenses	4,115	4,115	434	(487)	(168)
Credit and surety	-	-	9,179	(4)	(3,548)
Fire and other damage to property	(170)	(170)	1,153	(174)	(446)
Third party liability	(272)	(272)	(6,495)	(4,666)	2,391
	3,466	3,466	11,010	(7,359)	(4,256)
Reinsurance acceptances	1,133	1,133	9,855	(2,072)	(3,809)
<b>Total</b>	<b>£ 4,599</b>	<b>£ 4,599</b>	<b>£ 20,865</b>	<b>£ (9,431)</b>	<b>£ (8,065)</b>

**RiverStone Insurance Limited (Company No. 2763688)**  
**Notes to the Financial Statements**  
**For the year ended 31<sup>st</sup> December 2016**

**8. Net Operating Expenses**

	<b>2016</b>	<b>2015</b>
	<b>£'000</b>	<b>£'000</b>
Administrative expenses	3,664	8,414
Commissions payable	<u>(872)</u>	<u>(394)</u>
	<b><u>2,792</u></b>	<b><u>8,020</u></b>

RiverStone Insurance has no employees. The administration of RiverStone Insurance is carried out by RiverStone Management, a fellow subsidiary, which also provides these services to other group companies.

The Directors receive no emoluments from RiverStone Insurance. The contracts of employment of the U.K. executive Directors and employees are with RiverStone Management which makes charges to RiverStone Insurance. Emoluments paid by RiverStone Management to the Directors of RiverStone Insurance in respect of their services as directors of RiverStone Insurance are summarised below. These amounts represent emoluments based on an apportionment of the Directors' time.

	<b>2016</b>	<b>2015</b>
	<b>£'000</b>	<b>£'000</b>
Aggregate emoluments	<u>625</u>	<u>562</u>

Retirement benefits are accruing to four directors (2015: three) under a defined benefit pension plan.

During the year no directors exercised share options (2015: none).

The Directors remuneration disclosed above includes the following amounts paid to the highest paid director:

	<b>2016</b>	<b>2015</b>
	<b>£'000</b>	<b>£'000</b>
Aggregate emoluments	<u>276</u>	<u>266</u>

As at 31<sup>st</sup> December 2016 a pension of £52,500 (2015: £48,400) was accrued under a defined benefit pension scheme for the highest paid director.

**RiverStone Insurance Limited (Company No. 2763688)**  
**Notes to the Financial Statements**  
**For the year ended 31<sup>st</sup> December 2016**

**9. Auditors' Remuneration**

	<b>2016</b>	<b>2015</b>
	<b>£'000</b>	<b>£'000</b>
Audit	258	263
Audit related assurance services	70	61
Taxation compliance services	5	5
Other assurance services	70	-
Other non-audit services	45	63
	<b>448</b>	<b>392</b>

**10. Pension Costs**

RiverStone Holdings is the principal employer for the RiverStone group's defined benefit scheme ("the Plan"). The Plan was closed to new entrants with effect from 1<sup>st</sup> January 2003 and its funds are administered by trustees. The Plan is non-contributory for members. The Plan's statutory funding objective is to hold sufficient and appropriate assets to cover its technical provisions. Company contributions are paid to the Plan in accordance with the recommendations of an independent actuarial advisor. As the Plan is closed to new entrants, under the method used to calculate pension costs in accordance with FRS102, the cost as a percentage of covered pensionable payroll will tend to increase as the average age of the membership increases.

RiverStone Management is the primary participating employer of the Plan. RiverStone Management pays contributions into the Plan and these are recharged to RiverStone Insurance and RiverStone Insurance (UK) in accordance with the administration outsource agreements that are in place. The amount of contribution to be paid by each entity is determined by reference to the allocation of overall costs for the year in accordance with the outsource agreements.

In accordance with FRS102, the Plan is accounted for in the financial statements of RiverStone Insurance and RiverStone Insurance (UK), in proportion to the allocation of the contributions that are recharged from RiverStone Management.

The last full actuarial valuation of the Plan was carried out as at 31<sup>st</sup> March 2014. The results from the 31<sup>st</sup> March 2014 actuarial valuation have been updated to 31<sup>st</sup> December 2016, in line with the requirements of FRS102, and to reflect changes in market conditions, in order to measure the defined benefit obligation as at 31<sup>st</sup> December 2016. The principal actuarial assumptions used in the measurement of the defined benefit obligation as at 31<sup>st</sup> December 2016 are as follows:

	<b>31<sup>st</sup> December</b>	<b>31<sup>st</sup> December</b>
	<b>2016</b>	<b>2015</b>
RPI inflation	3.3%	3.1%
CPI inflation	2.2%	2.1%
Discount rate	2.9%	4.0%
Rate of increase in salaries	3.8%	3.8%
Pension increases in payment (RPI capped at 5%)	3.1%	3.0%
Pension increases in payment (RPI capped at 2.5%)	2.1%	2.1%
Pension increases in payment (CPI capped at 5%)	2.2%	2.1%
Pension increases in payment (CPI capped at 3%)	2.0%	1.9%

**RiverStone Insurance Limited (Company No. 2763688)**  
**Notes to the Financial Statements**  
**For the year ended 31<sup>st</sup> December 2016**

The net amounts included in the balance sheet arising from the obligations in respect of the Plan are as follows. These comprise the amounts in respect of the total Plan and those in respect of RiverStone Insurance share.

	<b>31<sup>st</sup> December 2016</b>		<b>31<sup>st</sup> December 2015</b>	
	<b>Total £'000</b>	<b>Share £'000</b>	<b>Total £'000</b>	<b>Share £'000</b>
Present value of defined benefit obligation	(108,099)	(45,402)	(82,368)	(35,436)
Fair value of plan assets	108,913	45,744	87,184	37,508
Surplus included in balance sheet	814	342	4,816	2,072
Related deferred tax liability recognised	(138)	(58)	(915)	(394)
<b>Asset net of deferred tax</b>	<b>£ 676</b>	<b>284</b>	<b>£ 3,901</b>	<b>£ 1,678</b>

Changes in the present value of the total Plan defined benefit obligation are as follows:

	<b>2016 Total £'000</b>
Opening defined benefit obligation	82,368
Employer's part of current service cost	1,443
Interest expense	3,254
Contributions from plan members	-
Actuarial gain	23,132
Benefits paid	(2,098)
Curtailment result	-
<b>Closing defined benefit obligation</b>	<b>£ 108,099</b>

Changes in the fair value of the total Plan assets are as follows:

	<b>2016 Total £'000</b>
Opening fair value of plan assets	87,184
Interest income	3,538
Plan administration expenses	(189)
Actuarial loss	15,814
Contributions by the employer	4,664
Contributions by plan members	-
Benefits paid	(2,098)
<b>Closing fair value of plan assets</b>	<b>£ 108,913</b>

**RiverStone Insurance Limited** (Company No. 2763688)  
**Notes to the Financial Statements**  
**For the year ended 31<sup>st</sup> December 2016**

The amounts recognised in the Profit and Loss Accounts of RiverStone Insurance and RiverStone Insurance for the Plan are as follows:

	<b>2016 Total Plan £'000</b>	<b>2016 Share £'000</b>	<b>2015 Total Plan £'000</b>	<b>2015 Share £'000</b>
Employer's part of current service cost	1,443	606	1,477	635
Gain on settlements and curtailments	-	-	-	-
Net interest income	(284)	(119)	(177)	(76)
Plan administration expenses	189	79	195	84
<b>Total expense included in profit and loss account</b>	<b>£ 1,348</b>	<b>£ 566</b>	<b>£ 1,495</b>	<b>£ 643</b>

The amounts recognised as re-measurements of net defined benefit obligation in the Statements of Other Comprehensive Income of RiverStone Insurance and RiverStone Insurance (UK) for the Plan, together with those in respect of RiverStone Insurance's share, are as follows:

	<b>2016 Total Plan \$'000</b>	<b>2016 Share \$'000</b>	<b>2015 Total Plan \$'000</b>	<b>2015 Share \$'000</b>
Actuarial loss (gain) on defined benefit obligation	23,132	9,716	(3,218)	(1,384)
Actuarial (gain) loss on fair value of Plan assets	(15,814)	(6,642)	3,450	1,484
<b>Re-measurements of net defined benefit obligation</b>	<b>£ 7,318</b>	<b>£ 3,074</b>	<b>£ 22</b>	<b>£ 100</b>

The current allocation of the Plan's assets is as follows:

	<b>31<sup>st</sup> December 2016</b>	<b>31<sup>st</sup> December 2015</b>
Equity instruments	46%	40%
Debt instruments	54%	60%
	<b>100%</b>	<b>100%</b>

The Plan does not invest in any employer-related investments or employer-related properties.

The total actual return on the Plan's assets over the year was a gain of £19.4 million (2015: £71,000 loss).

**RiverStone Insurance Limited** (Company No. 2763688)  
**Notes to the Financial Statements**  
**For the year ended 31<sup>st</sup> December 2016**

**11. Investment Return**

	<b>2016</b> <b>£'000</b>	<b>2015</b> <b>£'000</b>
<b>Investment income</b>		
Income from financial assets at fair value through profit and loss – designated upon initial recognition	5,185	6,679
Deposit interest	47	71
Interest from affiliated company	814	721
	<u>6,046</u>	<u>7,471</u>
<b>Realised gains (losses) on investments</b>		
Financial assets at fair value through profit and loss held for trading	<u>(494)</u>	<u>(17,409)</u>

**12. Investment Expenses and Charges**

	<b>2016</b> <b>£'000</b>	<b>2015</b> <b>£'000</b>
Investment management expenses	<u>1,061</u>	<u>1,286</u>

**13. Tax**

	<b>2016</b> <b>£'000</b>	<b>2015</b> <b>£'000</b>
<b>Tax on Loss on Ordinary Activities</b>		
<b>Current tax</b>		
UK corporation tax at 20% (2015: 20.25%) based on the loss for year	(4,032)	(1,404)
Prior year adjustment	<u>(904)</u>	<u>593</u>
Total current tax	<u>(4,936)</u>	<u>(811)</u>
<b>Deferred tax</b>		
Origination and reversal of timing differences	<u>187</u>	<u>289</u>
Total deferred tax	<u>187</u>	<u>289</u>
<b>Total tax charge (credit)</b>	<u>(4,749)</u>	<u>(522)</u>
<b>Tax expense included in other comprehensive income</b>		
<b>Deferred tax</b>		
Origination and reversal of timing differences	<u>(523)</u>	<u>(19)</u>



**RiverStone Insurance Limited (Company No. 2763688)**  
**Notes to the Financial Statements**  
**For the year ended 31<sup>st</sup> December 2016**

**Factors affecting tax charge for the year**

The corporation tax assessed for the year differs to the standard rate of corporation tax in the UK of 20% (2015: 20.25%). The differences are explained below:

	<b>2016</b>	<b>2015</b>
	<b>£'000</b>	<b>£'000</b>
<b>Loss on ordinary activities before tax</b>	<b><u>(18,750)</u></b>	<b><u>(4,126)</u></b>
Loss on ordinary activities before tax multiplied by the UK corporation tax rate of 20% (2015: 20.25%)	(3,750)	(836)
Non-taxable dividend income	(122)	(348)
Expenses not deductible for tax purposes	(16)	92
Tax effect of rate changes	(83)	(23)
Withholding tax	126	-
Prior year adjustment	<u>(904)</u>	<u>593</u>
<b>Total tax charge (credit) the year</b>	<b><u>(4,749)</u></b>	<b><u>(522)</u></b>

**14. Other Financial Investments**

**(a) Other Financial Investments by Category**

	<b>Market Value 2016</b>	<b>Market Value 2015</b>	<b>Historic Cost 2016</b>	<b>Historic Cost 2015</b>
	<b>£'000</b>	<b>£'000</b>	<b>£'000</b>	<b>£'000</b>
<b>Financial Assets – at fair value through profit and loss</b>				
Shares and other variable-yield securities and units in unit trusts - designated at fair value through profit and loss on initial recognition	100,260	83,720	68,979	85,811
Debt securities and other fixed interest securities designated at fair value through profit and loss on initial recognition	198,337	274,858	175,299	261,245
Derivative financial instruments - at fair value through profit and loss, held for trading	<u>1,225</u>	<u>8,195</u>	<u>16,081</u>	<u>15,719</u>
	<b><u>299,822</u></b>	<b><u>366,773</u></b>	<b><u>260,359</u></b>	<b>£ <u>362,775</u></b>
<b>Financial Liabilities</b>				
Derivative financial instruments - at fair value through profit and loss, held for trading	<u>17,989</u>	<u>10,030</u>	<u>-</u>	<u>-</u>

**RiverStone Insurance Limited (Company No. 2763688)**  
**Notes to the Financial Statements**  
**For the year ended 31<sup>st</sup> December 2016**

**(b) Listed Investments**

Included in carrying values of financial assets above are amounts in respect of listed investments as follows:

	2016 £'000	2015 £'000
<b>At fair value through profit and loss</b>		
Shares and other variable yield securities and units in unit trusts	73,473	55,904
Debt securities and other fixed interest securities	<u>137,941</u>	<u>200,760</u>
<b>Total listed investments</b>	<b>£ 211,414</b>	<b>£ 256,664</b>

**(c) Derivative Financial Instruments at Fair Value through Profit and Loss**

	Market Value 2016 £'000	Market Value 2015 £'000	Historic Cost 2016 £'000	Historic Cost 2015 £'000
<b>Derivative financial instruments assets</b>				
Foreign currency forward contracts	-	-	-	-
Inflation linked swap contracts	1,225	7,727	16,081	15,719
Short equity index total return swap contracts	-	468	-	-
	<u>1,225</u>	<u>8,195</u>	<u>16,081</u>	<u>15,719</u>
<b>Derivative financial instruments liabilities</b>				
Foreign currency forward contracts	17,614	9,019	-	-
Short equity index total return swap contracts	-	-	-	-
Long equity total return swap contracts	21	1,011	-	-
Short forward Government bonds	<u>354</u>	<u>-</u>	<u>-</u>	<u>-</u>
	<b><u>17,989</u></b>	<b><u>10,030</u></b>	<b><u>-</u></b>	<b><u>-</u></b>

The functional currency of RiverStone Insurance is Pounds Sterling and consequently RiverStone Insurance is exposed to foreign exchange movements in currencies other than Pounds Sterling. RiverStone Insurance has foreign currency forward contracts in place to provide protection against the impact of potential adverse fluctuations in exchange rates on its net asset positions. At the end of 2016 RiverStone Insurance had the following forward contracts in place:

- Sell US Dollar \$70.1 million for €65.0 million Euros in February 2017
- Sell Canadian Dollar \$17.5 million for £10.6 million Pounds Sterling in February 2017
- Sell \$287.5 million for £216.0 million Pounds Sterling in March 2017

**RiverStone Insurance Limited (Company No. 2763688)**  
**Notes to the Financial Statements**  
**For the year ended 31<sup>st</sup> December 2016**

During 2016, RiverStone Insurance entered into derivative short forward contracts on Government bonds to hedge positions on US Municipal bonds. This is accounted for in a similar manner to the short equity index total return swap.

In 2014, RiverStone Insurance entered into short equity index total return swaps on the ishares Russell 2000 index. In 2016, RiverStone insurance entered into further short equity index total return swaps on The S&P 500 index. The two short term equity contracts were subsequently closed in 2016. Total return swaps require no initial investment and, at inception, their fair value is zero. RiverStone Insurance's short equity index total return swaps contain contractual reset provisions requiring counterparties to cash-settle on a quarterly basis any fair value movements arising subsequent to the contract being entered into. Any cash amounts paid or received are recorded in the profit and loss account. To the extent that the contractual reset date of the derivative instrument does not correspond to the balance sheet date, RiverStone Insurance records the return on these contracts in the profit and loss account to adjust the carrying value of the derivative asset or liability associated with the total return swap.

During 2014, RiverStone Insurance entered into a long equity total return swap on IBM shares. This is accounted for in a similar manner as the short equity index total return swap.

During 2013, RiverStone Insurance purchased inflation linked swap contracts with the initial premium paid for these derivatives recorded as a derivative financial instrument asset. These derivatives continue to be held at 31st December 2016 with subsequent unrealised fair value gains and losses on these contracts having been recorded through the profit and loss account.

**(d) Disclosures of Fair Values in Accordance with the Fair Value Hierarchy**

	<b>Level 1</b>	<b>Level 2</b>	<b>Level 3</b>	<b>Total</b>
	<b>2016</b>	<b>2016</b>	<b>2016</b>	<b>2016</b>
	<b>£'000</b>	<b>£'000</b>	<b>£'000</b>	<b>£'000</b>
Shares and other variable yield securities and units in unit trusts	47,059	32,200	21,001	100,260
Debt securities and other fixed interest securities	60,396	122,705	15,236	198,337
Derivative financial instruments	-	-	1,225	1,225
	<b>107,455</b>	<b>154,905</b>	<b>37,462</b>	<b>299,822</b>
	<b>2015</b>	<b>2015</b>	<b>2015</b>	<b>2015</b>
	<b>£'000</b>	<b>£'000</b>	<b>£'000</b>	<b>£'000</b>
Shares and other variable yield securities and units in unit trusts	55,904	26,056	1,760	83,720
Debt securities and other fixed interest securities	74,098	189,386	11,374	274,858
Derivative financial instruments	-	-	8,195	8,195
	<b>130,002</b>	<b>215,442</b>	<b>21,329</b>	<b>366,773</b>

**RiverStone Insurance Limited (Company No. 2763688)**  
**Notes to the Financial Statements**  
**For the year ended 31<sup>st</sup> December 2016**

---

**(e) Level 3 Pricing**

Level 3 valuation techniques are used by RiverStone Insurance's investment manager's independent pricing service providers and third party broker-dealers and include comparisons with similar instruments where observable market prices exist, discounted cash flow analysis, option pricing models, and other valuation techniques commonly used by market participants. RiverStone Insurance's investment manager assesses the reasonableness of pricing received from these third party sources by comparing the fair values received to recent transaction prices for similar assets where available, to industry accepted discounted cash flow models (that incorporate estimates of the amount and timing of future cash flows and market observable inputs such as credit spreads and discount rates) and to option pricing models (that incorporate market observable inputs including the quoted price, volatility and dividend yield of the underlying security and the risk free rate).

RiverStone Insurance's investment manager employs dedicated personnel responsible for the valuation of the investment portfolio. Detailed valuations are performed for those financial instruments that are priced internally, while external pricing received from independent pricing service providers and third party broker-dealers are evaluated by the company for reasonableness. RiverStone Insurance's investment manager's Chief Financial Officer oversees the valuation function and regularly reviews valuation processes and results, including at each quarterly reporting period. Significant valuation matters, particularly those requiring extensive judgment, are communicated to RiverStone Insurance investment manager's Audit Committee and to RiverStone Insurance.

RiverStone Insurance's long equity total return swaps allow it to receive the total return on a notional amount of an equity index or individual equity security (including dividends and capital gains or losses) in exchange for the payment of a floating rate of interest on the notional amount. Conversely, short equity total return swaps allow RiverStone Insurance to pay the total return on a notional amount of an equity index or individual equity security in exchange for the receipt of a floating rate of interest on the notional amount. RiverStone Insurance's equity and equity index total return swaps contain contractual reset provisions requiring counterparties to cash-settle on a quarterly basis any market value movements arising subsequent to the prior settlement. Any cash amounts paid to settle unfavourable market value changes and, conversely, any cash amounts received in settlement of favourable market value changes, are recorded as net gains (losses) on investments in the consolidated statement of earnings. To the extent that a contractual reset date of a contract does not correspond to the balance sheet date, RiverStone Insurance records net gains (losses) on investments in the Profit and Loss Account to adjust the carrying value of the derivative asset or liability associated with each total return swap contract to reflect its fair value at the balance sheet date. Total return swaps require no initial net investment, and at inception, their fair value is zero.

Included in Level 3 valuations are investments in CPI-linked derivatives that are valued using broker-dealer quotes which RiverStone Insurance's investment manager has determined utilizing market observable inputs, except for the inflation volatility input which is not market-observable.

**RiverStone Insurance Limited** (Company No. 2763688)  
**Notes to the Financial Statements**  
**For the year ended 31<sup>st</sup> December 2016**

**(f) Reconciliation of Movements in Level 3 Financial Investments Measured at Fair Value**

	Debt Securities 2016 £'000	Shares and Other Variable Yield Securities 2016 £'000	Derivative Financial Instruments 2016 £'000	Total 2016 £'000
At 1 January	11,374	1,760	8,195	21,329
Total gains recognised in the profit and loss account	(1,784)	4,614	(6,970)	(4,140)
Purchases	18,711	15,146	-	33,857
Sales	(13,065)	(519)	-	(13,584)
<b>At 31 December</b>	<b>15,236</b>	<b>21,001</b>	<b>1,225</b>	<b>£ 37,462</b>
	<b>2015</b>	<b>2015</b>	<b>2015</b>	<b>2015</b>
	<b>£'000</b>	<b>£'000</b>	<b>£'000</b>	<b>£'000</b>
At 1 January	12,825	20,921	10,022	43,768
Total gains recognised in the profit and loss account	(1,451)	1,338	(1,827)	(1,940)
Sales	-	(20,499)	-	(20,499)
<b>At 31 December</b>	<b>11,374</b>	<b>1,760</b>	<b>8,195</b>	<b>£ 21,329</b>

Total losses of £4,140,000 (2015: losses of £1,940,000) comprise unrealised losses of £2,771,000 (2015: losses of £1,979,000) and realised losses of £1,369,000 (2015: gains of £39,000) on Level 3 financial investments held during the year, all of which are presented in the net investment return in the profit and loss account.

There were no transfers between Level 3 and Levels 1, or between Levels 1 and 2, or between Levels 2 and 3 during the year (2015: none).

**(g) Collateralised Cash and Investments**

RiverStone Insurance maintains a letter of credit facility in respect of its contractual obligations under which RiverStone Insurance is obliged to collateralise its liabilities. The total amount of collateral provided at 31<sup>st</sup> December 2016 was £14.6 million (2015: £19.3 million).

**15. Reinsurers' Share of Technical Provisions – Claims Outstanding**

Included within reinsurer's share of technical provisions – claims outstanding are amounts recoverable from an affiliated company of £108.6 million (2015: £127.1 million) in respect of a quota share reinsurance contract.

**RiverStone Insurance Limited** (Company No. 2763688)  
**Notes to the Financial Statements**  
**For the year ended 31<sup>st</sup> December 2016**

**16. Debtors Arising Out of Direct Insurance Operations**

	<b>2016</b>	<b>2015</b>
	<b>£'000</b>	<b>£'000</b>
Amounts owed by intermediaries	£ <u>342</u>	<u>431</u>

**17. Debtors Arising Out of Reinsurance Operations**

	<b>2016</b>	<b>2015</b>
	<b>£'000</b>	<b>£'000</b>
Amounts owed by reinsurers and intermediaries	6,741	7,543
Amounts owed by group undertakings	10,073	273
Premiums receivable from cedants	<u>21,331</u>	<u>25,035</u>
	£ <u>38,145</u>	<u>32,851</u>

**18. Other Debtors**

	<b>2016</b>	<b>2015</b>
	<b>£'000</b>	<b>£'000</b>
Amounts owed by group undertakings	23,203	18,661
Tax	2,369	1,512
Other debtors	<u>1,712</u>	<u>114</u>
	£ <u>27,284</u>	<u>20,287</u>

**19. Called up Share Capital**

	<b>2016</b>	<b>2015</b>
	<b>£'000</b>	<b>£'000</b>
Allotted, called up and fully paid: 100,000,000 (2015: 100,000,000) Ordinary Shares of £1 each	£ <u>100,000</u>	£ <u>100,000</u>

**20. Equalisation Provision**

	<b>2016</b>	<b>2015</b>
	<b>£'000</b>	<b>£'000</b>
At 1 <sup>st</sup> January	5,784	13,506
Transfer to profit and loss account	<u>(5,784)</u>	<u>(7,722)</u>
At 31 <sup>st</sup> December	£ <u>-</u>	<u>5,784</u>

**RiverStone Insurance Limited** (Company No. 2763688)  
**Notes to the Financial Statements**  
**For the year ended 31<sup>st</sup> December 2016**

**21. Creditors Arising Out of Direct Insurance Operations**

	<b>2016</b> <b>£'000</b>	<b>2015</b> <b>£'000</b>
Amounts owed to cedants and intermediaries	£ <u>-</u>	£ <u>16</u>

**22. Creditors Arising Out of Reinsurance Operations**

	<b>2016</b> <b>£'000</b>	<b>2015</b> <b>£'000</b>
Amounts owed to cedants and intermediaries	470	1,857
Premiums payable to reinsurers	<u>4,536</u>	<u>5,611</u>
	£ <u>5,006</u>	£ <u>7,468</u>

**23. Other Creditors Including Tax and Social Security**

	<b>2016</b> <b>£'000</b>	<b>2015</b> <b>£'000</b>
Amounts owed to other group undertakings	-	630
Tax	130	96
Other	<u>-</u>	<u>180</u>
	<u>130</u>	<u>906</u>

**24. Deferred Tax**

	<b>2016</b> <b>£'000</b>	<b>2015</b> <b>£'000</b>
At 1 <sup>st</sup> January 2016	394	124
Recognition of future timing differences	<u>(336)</u>	<u>270</u>
<b>At 31<sup>st</sup> December 2016</b>	£ <u>58</u>	£ <u>394</u>

The deferred tax provision comprises the timing difference in respect of the defined benefit scheme pension asset and is based on a future tax rate of 17% (2015: 19%).

**25. Related Party Transactions and Immediate and Ultimate Parent Company**

RiverStone Insurance is a wholly owned subsidiary of RiverStone Holdings Limited which is registered in England and Wales. The ultimate parent company and controlling party is Fairfax which is registered in Canada and listed on the Toronto Stock Exchange.

**RiverStone Insurance Limited (Company No. 2763688)**  
**Notes to the Financial Statements**  
**For the year ended 31<sup>st</sup> December 2016**

---

Advantage has been taken of the exemption from the requirement to disclose transactions with related parties within the same group as provided by FRS 102, Section 33.1A. This exemption is available for RiverStone Insurance as consolidated financial statements are publicly available for Fairfax.

Fairfax is the smallest and largest group of undertakings to consolidate these financial statements and its registered office is 95 Wellington Street West, Suite 800, Toronto, Ontario, Canada, M5J 2N7. The financial statements of Fairfax can be obtained from the Corporate Secretary at this address or from the website at [www.fairfax.ca](http://www.fairfax.ca).